

# MOULDINGS & SIDING CATALOGUE

## 2009



### Trim and Flooring Division

We can manufacture and /or match almost any moulding or siding to your specifications.

**PHONE: (705) 327-0700 or 1-888-265-9997**

**FAX: (705) 327-7998**

Mon. - Fri. 7:30 a.m. - 4:30 p.m.  
11 Progress Dr., Orillia, Ont. L3V 6H1

- CUSTOM PROFILES ARE NOT STOCKED AND REQUIRE UP TO 2 WEEKS TO MANUFACTURE.
- ALL OUT OF TOWN CUSTOMERS, WE WOULD APPRECIATE NOTICE BEFORE PICK UP. G.S.T. AND P.S.T. ARE EXTRA.
- VARIANCES IN SHADE AND GRAIN ARE PART OF THE BEAUTY OF GENUINE WOOD AND ARE TO BE EXPECTED IN A NATURAL SUBSTANCE.



Monday - Friday 7:30 a.m. - 4:30 p.m.

PRODUCT CODES	
100 SERIES	- POPLAR
200 SERIES	- PINE
300 SERIES	- ASH
400 SERIES	- WHITE OAK
500 SERIES	- WHITE MAPLE
600 SERIES	- OAK
700 SERIES	- CHERRY
800 SERIES	- BIRCH
900 SERIES	- BEECH
1000 SERIES	- WALNUT
1100 SERIES	- JATоба
1300 SERIES	- HICKORY
1400 SERIES	- SANTOS MAHAGONY
1500 SERIES	- IPE
1600 SERIES	- PURPLE HEART
1700 SERIES	- BANAK
1800 SERIES	- TIGERWOOD
1900 SERIES	- CUMARU
2000 SERIES	- KEMPAS
2100 SERIES	- AFRICAN MAHAGONY
2200 SERIES	- GENUINE MAHAGONY

Add product code in front of product number to indicate species.

I.e. 6B31 - Oak Baseboard number B31

2A88 - Pine Casing number A88



Phone (705) 327-0700 Fax (705) 327-7998 Toll Free 1-888-265-9997

11 Progress Drive, Orillia, Ontario L3V 6H1

Monday - Friday 7:30a.m. - 4:30 p.m.

## Contents

	Page
<b>Flooring Mouldings</b>	
<b>Reducers</b> .....	1
<b>Floating Reducers</b> .....	4
<b>Transitions &amp; T-Moulds</b> .....	5
<b>Bullnose</b> .....	6
<b>Baseboards</b> .....	9
<b>Casing</b> .....	19
<b>Backbands</b> .....	29
<b>Door Stops</b> .....	31
<b>Crown Mouldings</b> .....	33
<b>Decorative</b> .....	41
<b>Bead Boards</b> .....	47
<b>Siding</b> .....	51
<b>Other Items</b> .....	59

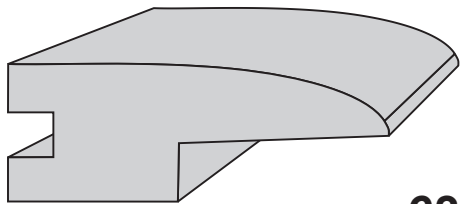




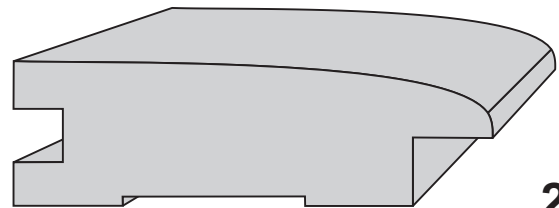
Monday - Friday 7:30 a.m. - 4:30 p.m.

- CUSTOM PROFILES ARE NOT STOCKED AND REQUIRE UP TO 2 WEEKS TO MANUFACTURE.
- ALL OUT OF TOWN CUSTOMERS, WE WOULD APPRECIATE NOTICE BEFORE PICK UP. G.S.T. AND P.S.T. ARE EXTRA.
- VARIANCES IN SHADE AND GRAIN ARE PART OF THE BEAUTY OF GENUINE WOOD AND ARE TO BE EXPECTED IN A NATURAL SUBSTANCE.

## FLOORING MOULDINGS

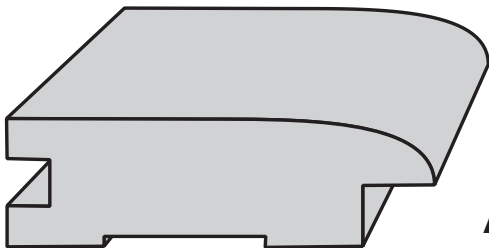


**63**

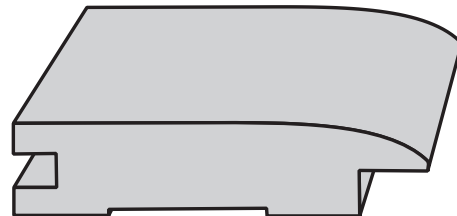


**28**

**Carpet Reducer 3/4 x 2      Carpet Reducer 3/4 x 2 1/2**

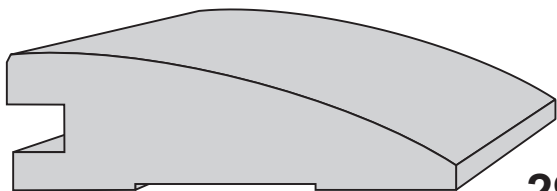


**A76**

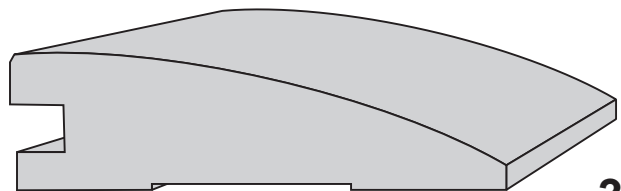


**A67**

**Carpet Reducer 18mm x 2 1/2      Carpet Reducer 9/16 x 2 1/2**



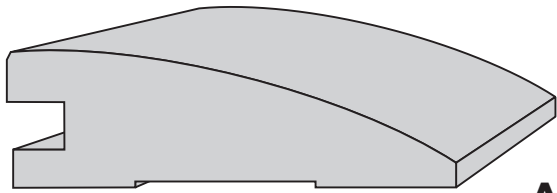
**29**



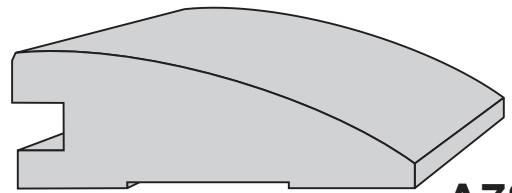
**30**

**Reducer 3/4 x 2      Reducer 3/4 x 2 1/4**

# FLOORING MOULDINGS



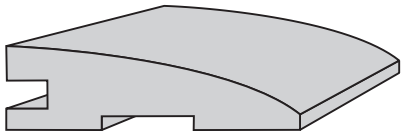
**A109**



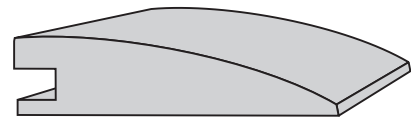
**A78**

**Reducer 18mm x 2 1/4**

**Reducer 18mm x 2**



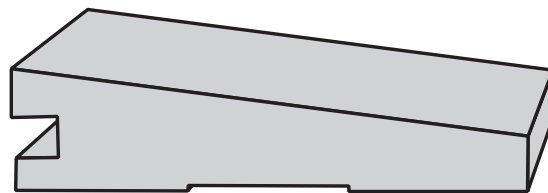
**33**



**73**

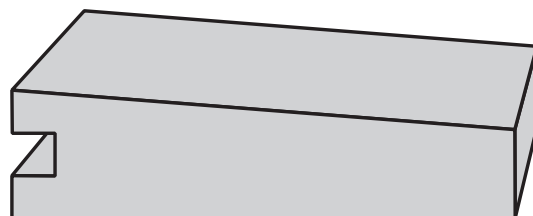
**Reducer 7/16 x 1**

**Reducer 3/8 x 1 1/2**



**31**

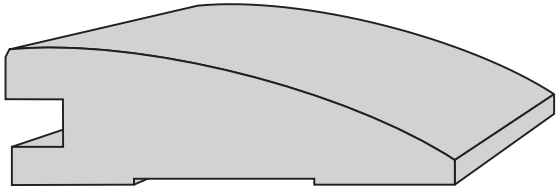
**Reducer 3/4 - 5/16 x 3**



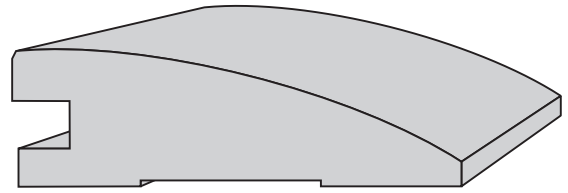
**A90**

**Reducer 3/4 - 1/2 x 3**

# FLOORING MOULDINGS



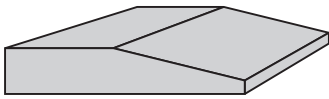
70



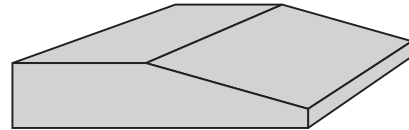
87

Reducer  $5/8 \times 2$

Reducer  $1/2 \times 2$



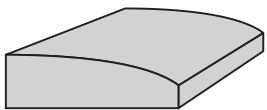
65



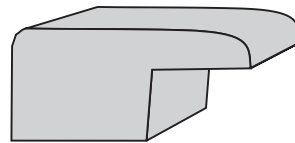
32

Parquet Reducer  $5/16 \times 1$

Parquet Reducer  $3/8 \times 1$



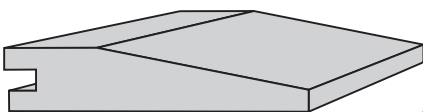
35



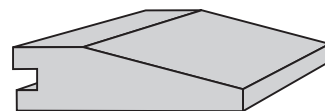
61

Reducer  $5/16 \times 7/8$

End Cap  $5/8 \times 1 \frac{1}{4}$



34

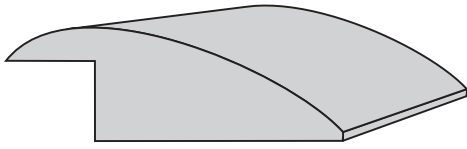


64

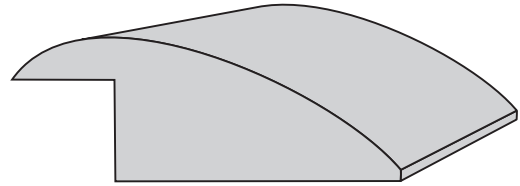
Strip Reducer  $3/8 \times 1$

Strip Reducer  $5/16 \times 1 \frac{1}{8}$

# FLOORING MOULDINGS



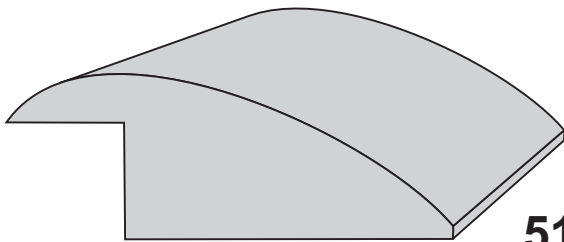
53



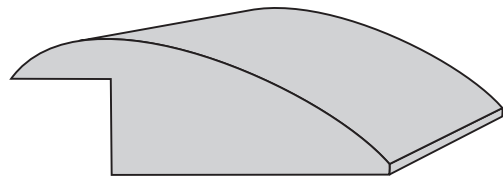
50

Floating Reducer  $3/8 \times 2$

Floating Reducer  $1/2 \times 2$



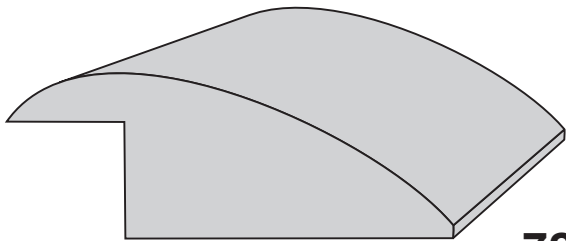
51



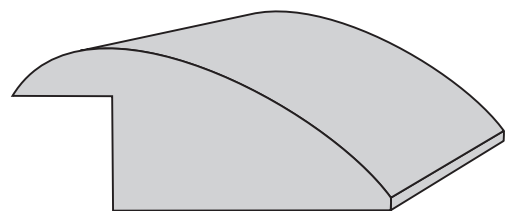
56

Floating Reducer  $5/8 \times 2$

Floating Reducer  $7/16 \times 2$



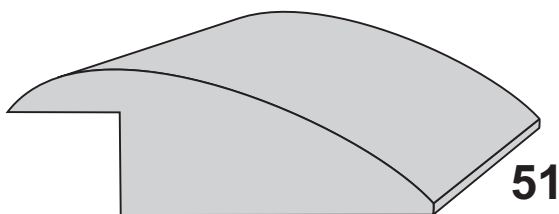
72



A79

Floating Reducer  $3/4 \times 2$

Floating Reducer  $9/16 \times 2$

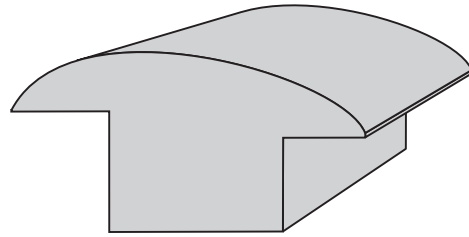


51

Floating Reducer  $5/8 \times 2$

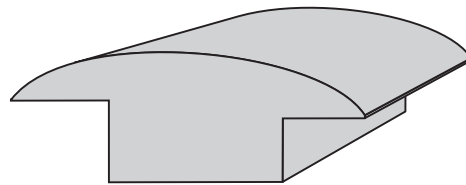


# FLOORING MOULDINGS



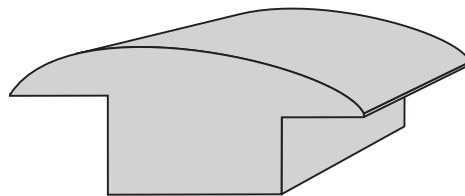
49

Transition Mould  $3/4$  x  $7/16$  x 2



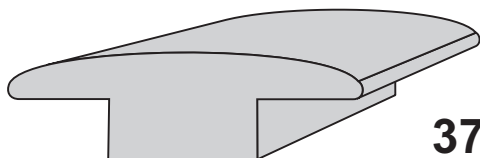
48

Transition Mould  $7/16$  x  $5/16$  x 2

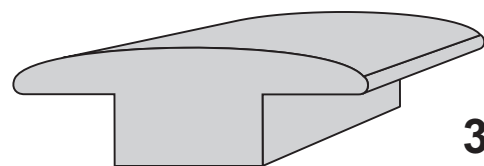


D10

Transition Mould  $9/16$  x  $7/16$  x 2



37

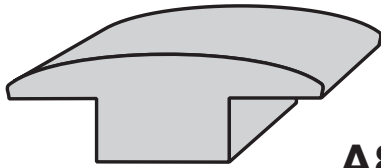


38

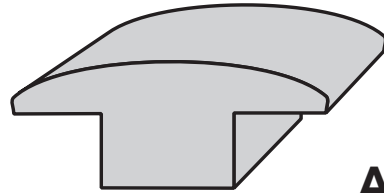
T - Mould  $3/8$  x  $1 \ 3/4$

T - Mould  $7/16$  x  $1 \ 3/4$

# FLOORING MOULDINGS



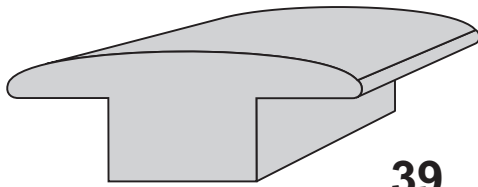
**A85**



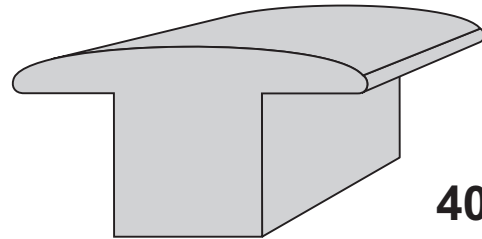
**A69**

**T - Mould  $5/16$  x  $1 \ 3/4$**

**T - Mould  $1/2$  x  $1 \ 3/4$**



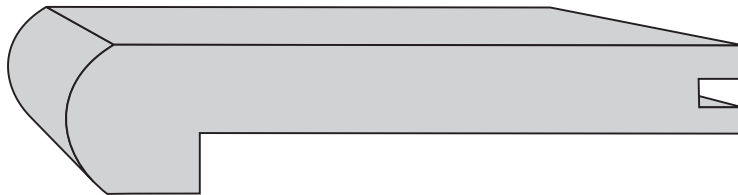
**39**



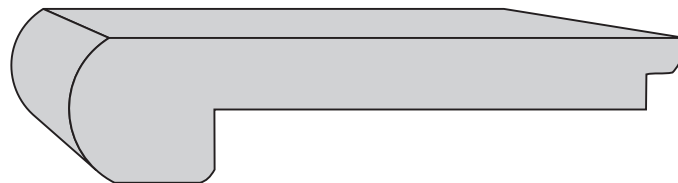
**40**

**T - Mould  $5/8$  x  $1 \ 3/4$**

**T - Mould  $3/4$  x  $1 \ 3/4$**

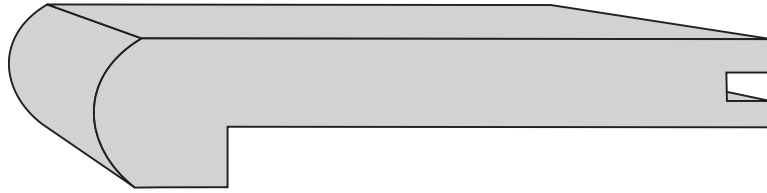


**86 Bullnose  $1/2$  x  $3 \ 3/8$**

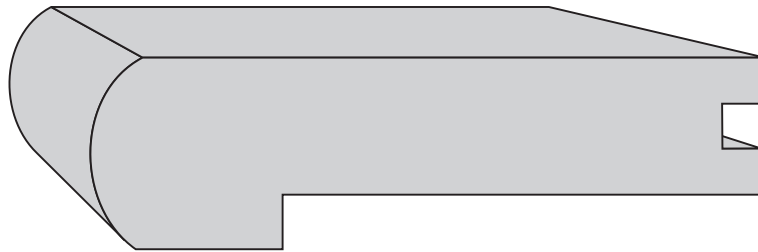


**41 Bullnose  $3/8$  x  $3 \ 1/4$**

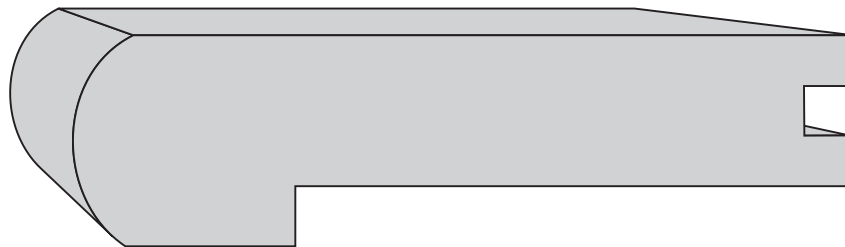
## FLOORING MOULDINGS



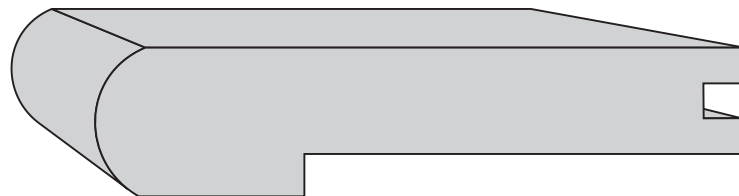
**42 Bullnose  $7/16$  x  $3\ 1/4$**



**44 Bullnose  $3/4$  x  $3\ 1/2$**

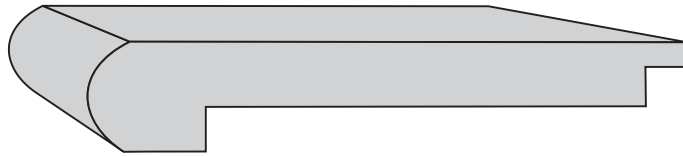


**45 Bullnose  $3/4$  x  $4\ 1/2$**

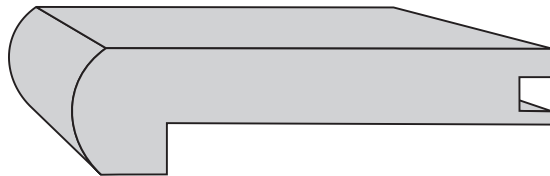


**66 Bullnose  $5/8$  x  $3\ 1/2$**

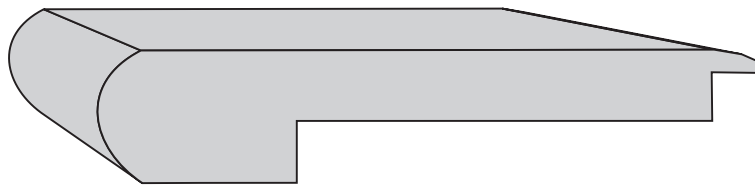
## FLOORING MOULDINGS



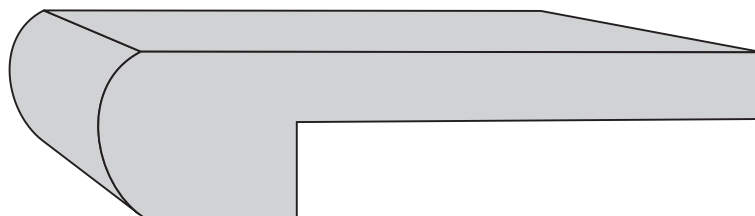
**69 Bullnose 8mm x 3 1/4**



**74 Bullnose 3/8 x 2 1/2**



**60 Floating Bullnose 5/8 x 3**



**58 Bullnose 3/8 x 3 1/2**

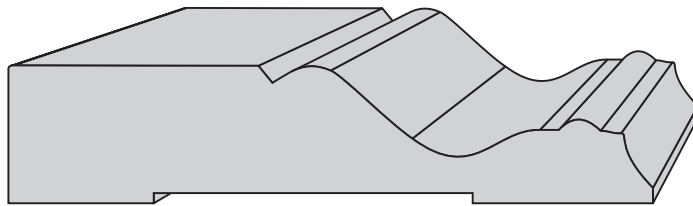


Monday - Friday 7:30 a.m. - 4:30 p.m.

- CUSTOM PROFILES ARE NOT STOCKED AND REQUIRE UP TO 2 WEEKS TO MANUFACTURE.
- ALL OUT OF TOWN CUSTOMERS, WE WOULD APPRECIATE NOTICE BEFORE PICK UP. G.S.T. AND P.S.T. ARE EXTRA.
- VARIANCES IN SHADE AND GRAIN ARE PART OF THE BEAUTY OF GENUINE WOOD AND ARE TO BE EXPECTED IN A NATURAL SUBSTANCE.

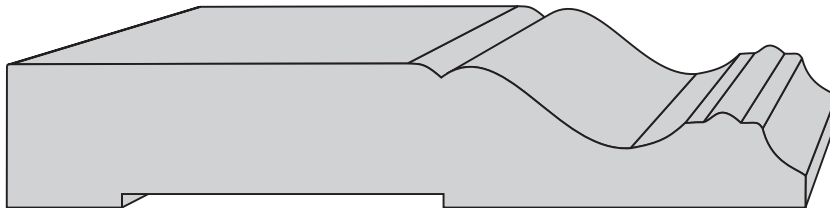
## BASEBOARDS

Stock  
Item

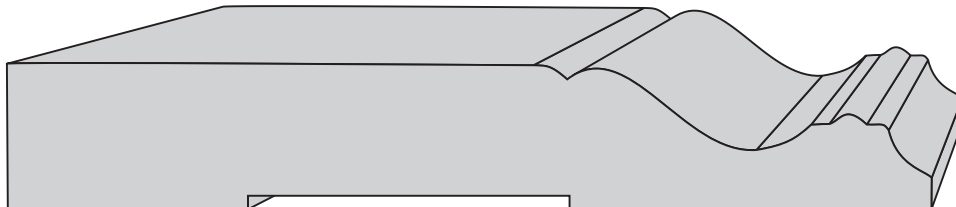


### 03 Colonial Baseboard 3/4 x 3 3/8

Stock  
Item

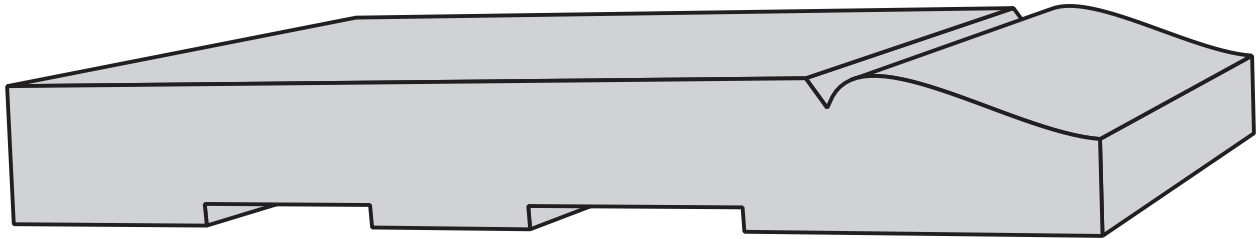


### 04 Colonial Baseboard 3/4 x 4 1/4

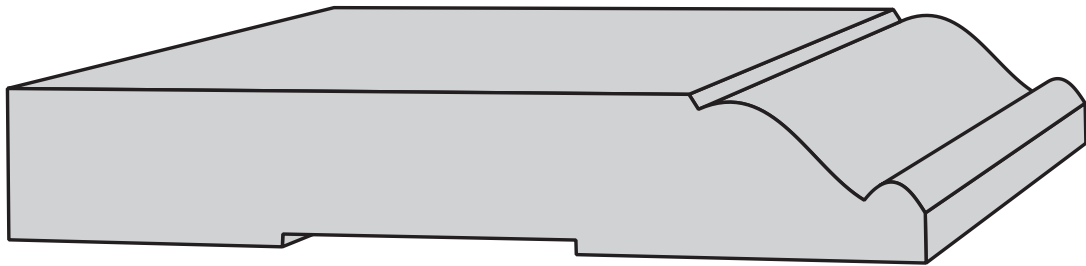


### 04-5 Colonial Baseboard 3/4 x 5 1/4

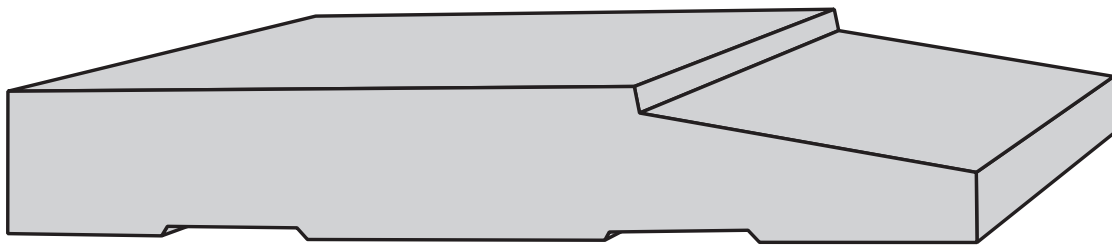
# BASEBOARDS



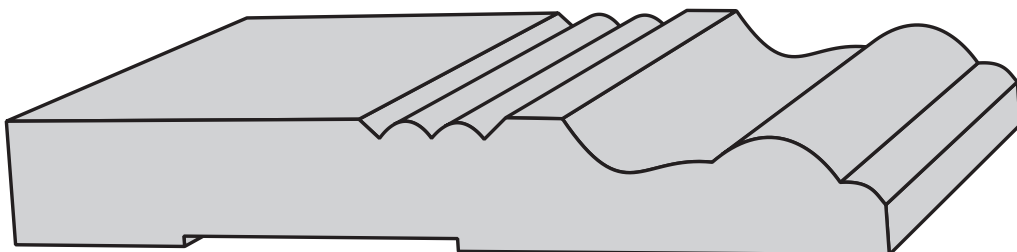
**B31** 13/16 x Up to 8



**A87** 3/4 x Up to 8

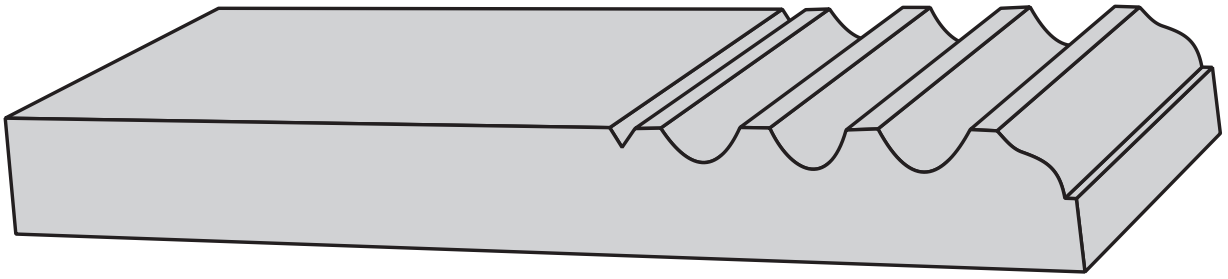


**A41** 11/16 x Up to 8

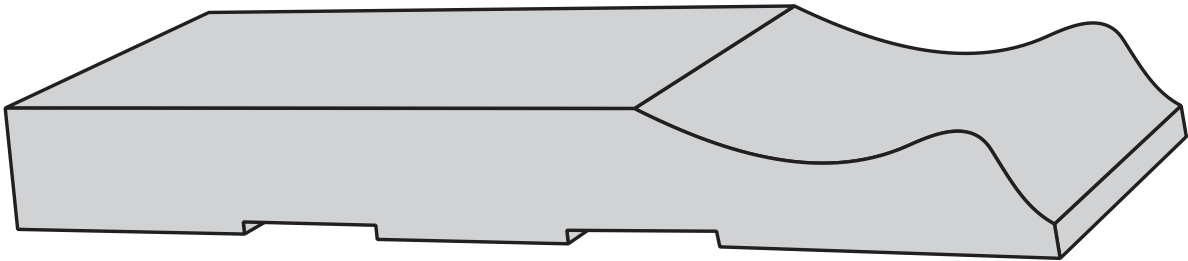


**A80** 3/4 x Up to 8

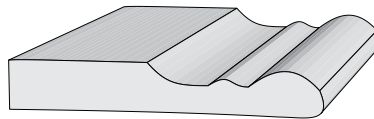
# BASEBOARDS



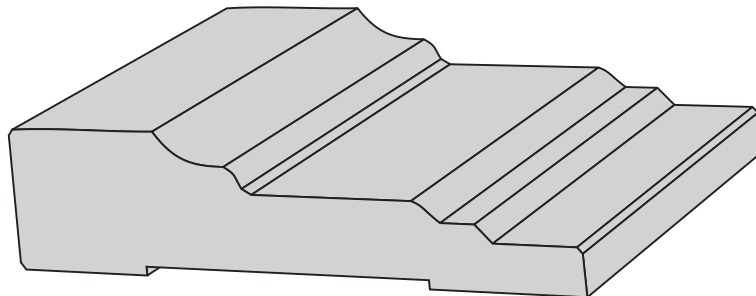
**B40 3/4 x Up to 8**



**A42 11/16 x Up to 8**

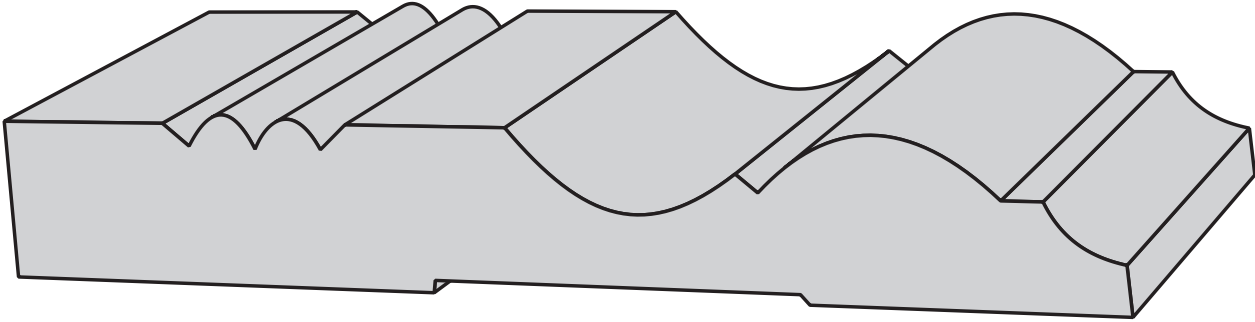


**A7 1/4 x Up to 8**

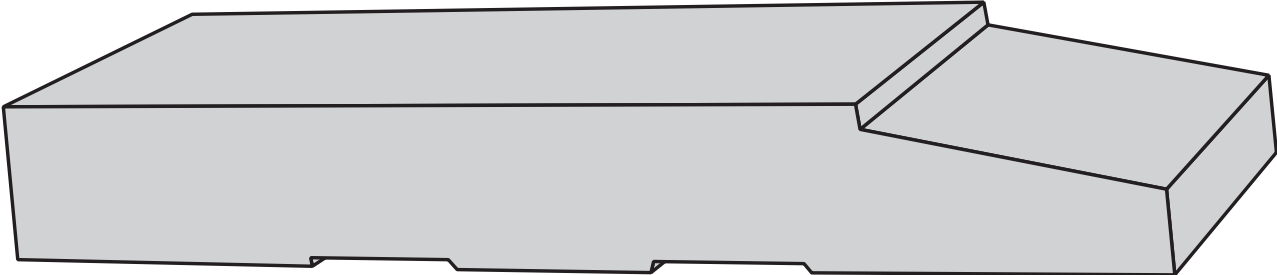


**02 3/4 x 3 3/8 - 7 1/2**

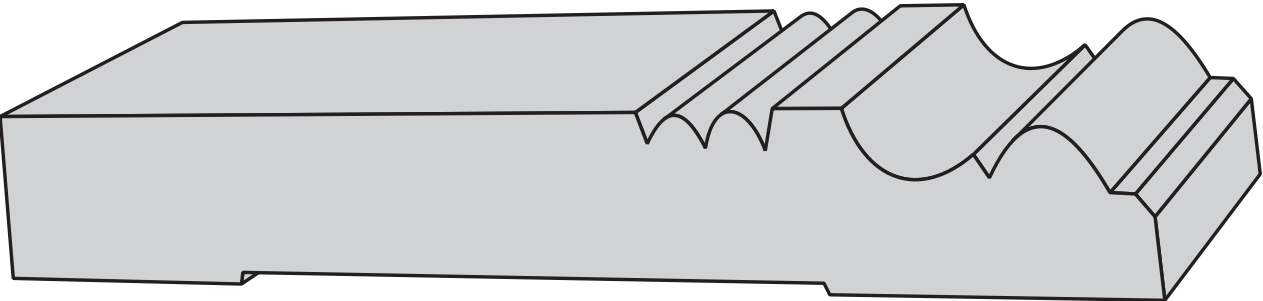
# BASEBOARDS



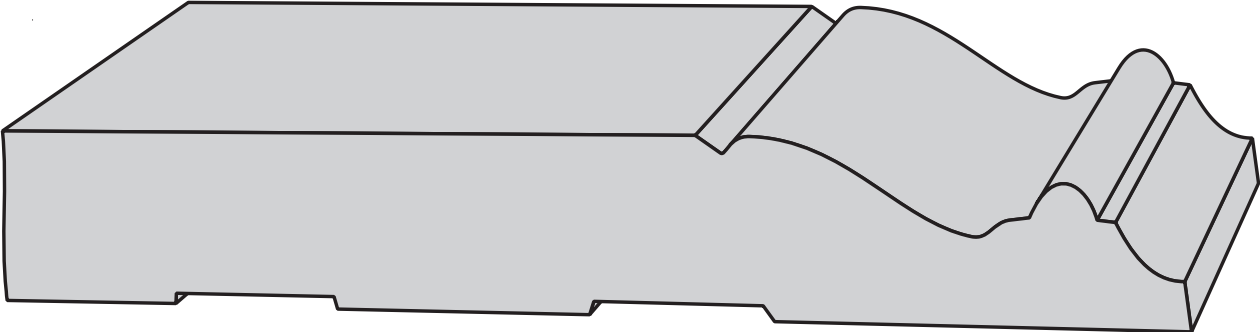
123 3/4 x Up to 8



103 11/16 x Up to 8



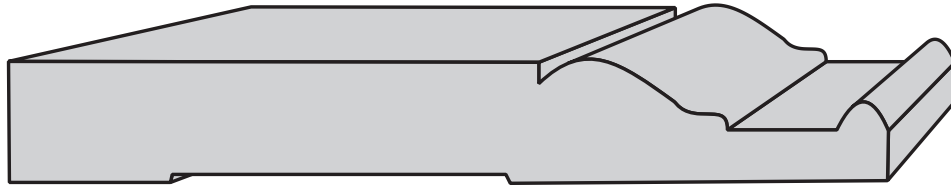
32 3/4 x Up to 8



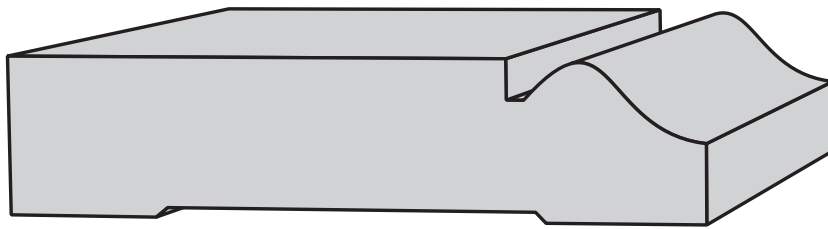
30 3/4 x Up to 8



# BASEBOARDS



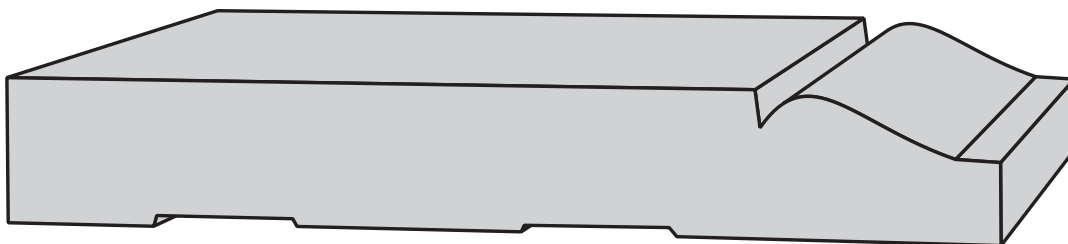
**A91 11/16 x Up to 8**



**A22 1 x 4 1/2**

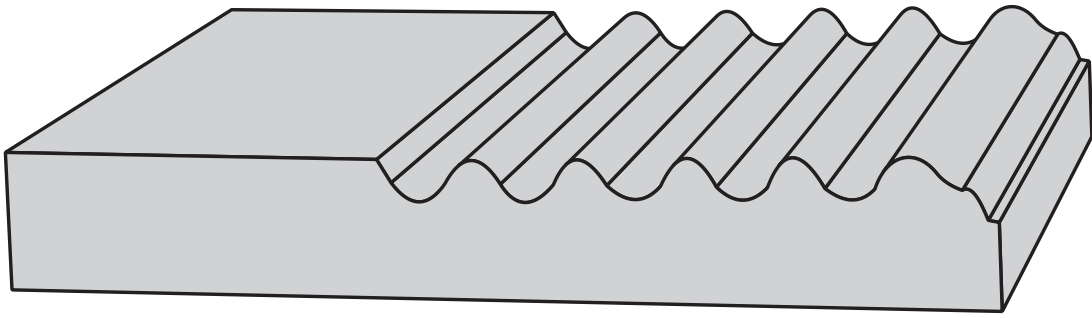


**119CC 3/4 x 5 1/2**

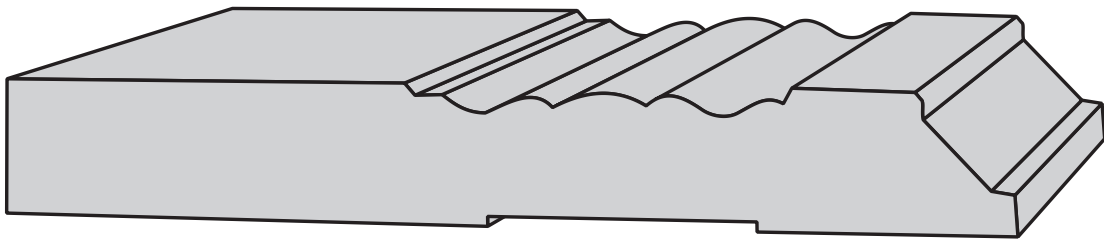


**101 13/16 x 7**

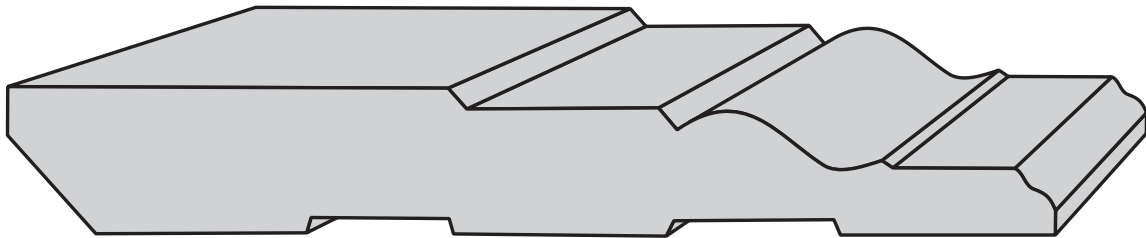
# BASEBOARDS



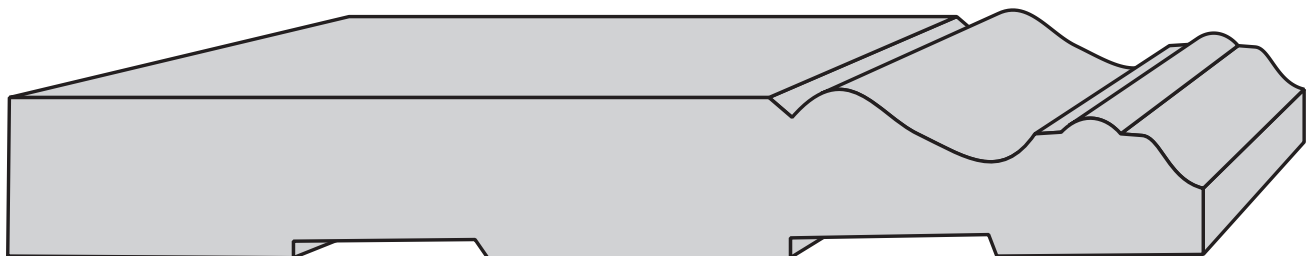
**B39 3/4 x 6**



**B158 7/8 x 7**

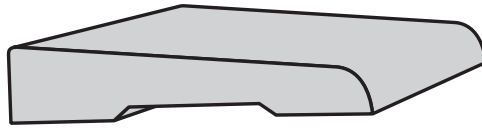


**B196 13/16 x Up to 7**

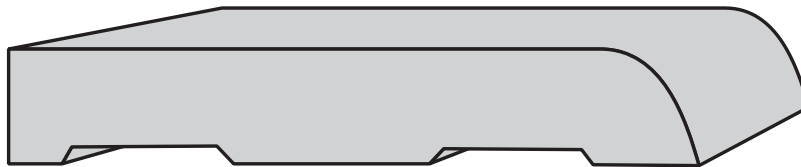


**84 3/4 x Up to 8**

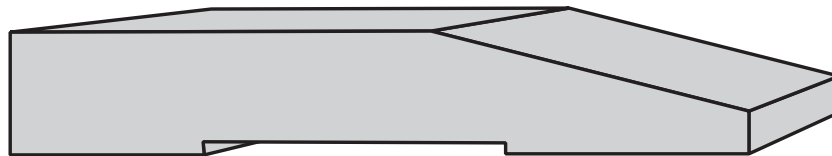
# BASEBOARDS




**A126 3/8 x 2 1/8**



**A65 5/8 x 4 1/4**



**B161 3/4 x 4 1/2**

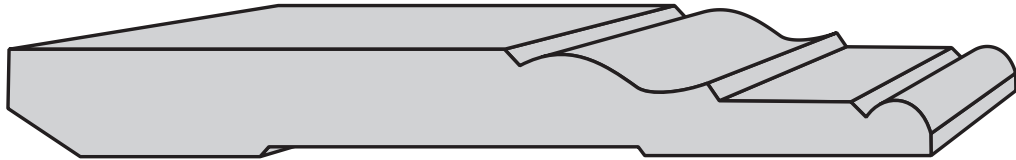


**7/8 x 5 1/2**

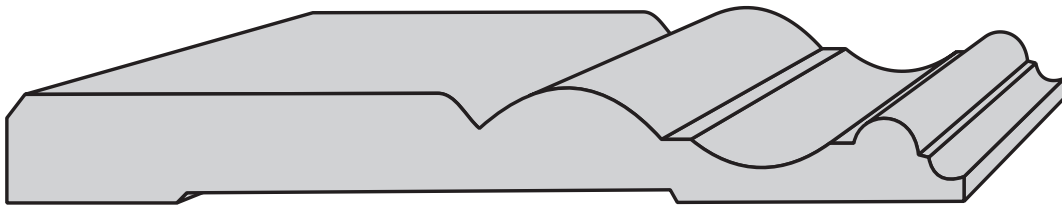
# BASEBOARDS



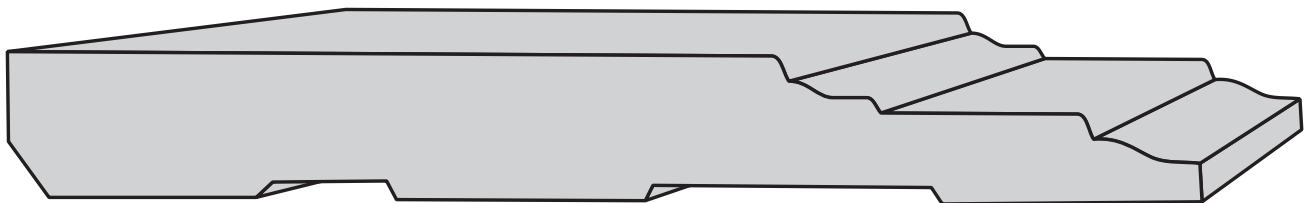
**B192 3/4 x 6 1/2**



**B193 3/4 x 6 1/2**

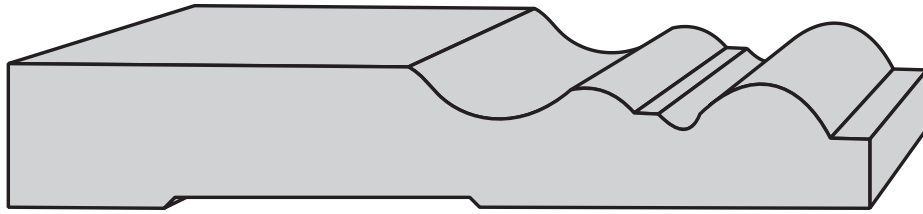


**B206 3/4 x 6 1/2**



**A128 3/4 x 7 1/4**

# BASEBOARDS



**B207 13/16 x 5 1/8**



**B218 7/8 x Up to 7**

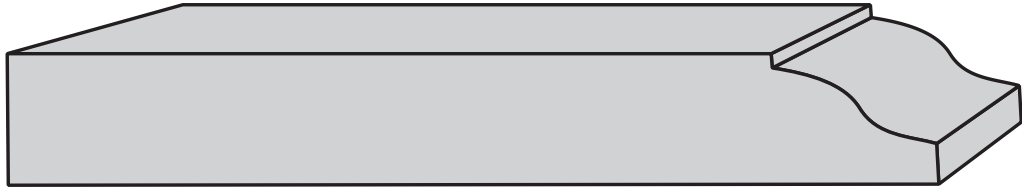


**B222 3/4 x 7 1/2**

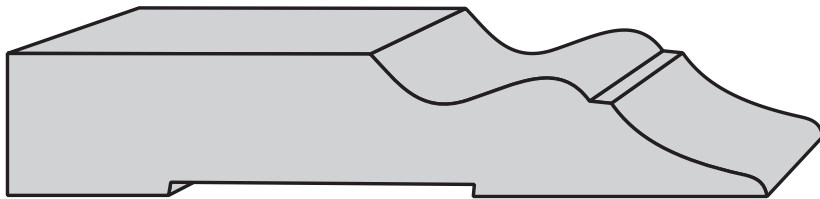


**B66B 3/4 x 5 11/16**

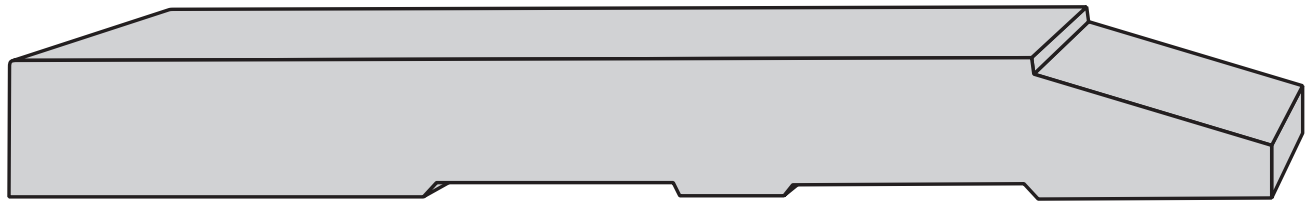
# BASEBOARDS



**B212 3/4 x 5 1/2**



**B213 13/16 x 4 1/2**



**B226 3/4 x Up to 8**

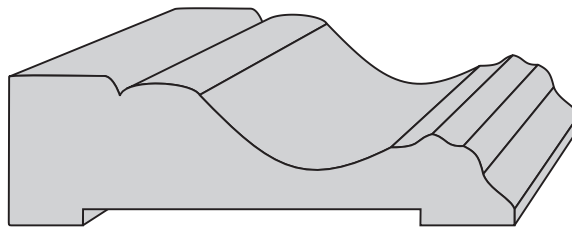


Monday - Friday 7:30 a.m. - 4:30 p.m.

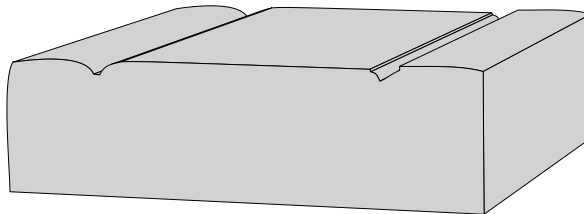
- CUSTOM PROFILES ARE NOT STOCKED AND REQUIRE UP TO 2 WEEKS TO MANUFACTURE.
- ALL OUT OF TOWN CUSTOMERS, WE WOULD APPRECIATE NOTICE BEFORE PICK UP. G.S.T. AND P.S.T. ARE EXTRA.
- VARIANCES IN SHADE AND GRAIN ARE PART OF THE BEAUTY OF GENUINE WOOD AND ARE TO BE EXPECTED IN A NATURAL SUBSTANCE.

## CASINGS

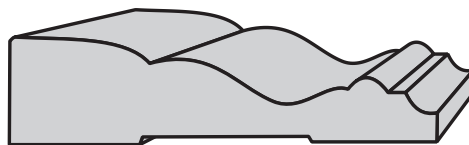
Stock  
Item



**01 Colonial Casing 3/4 x 2 5/8**

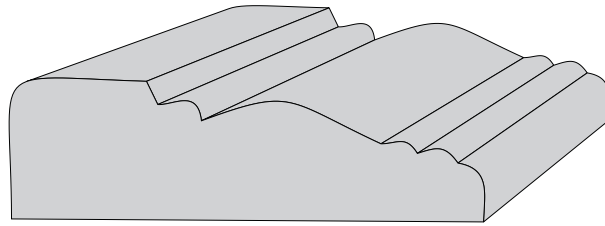


**B136 3/4 x 2 1/2**

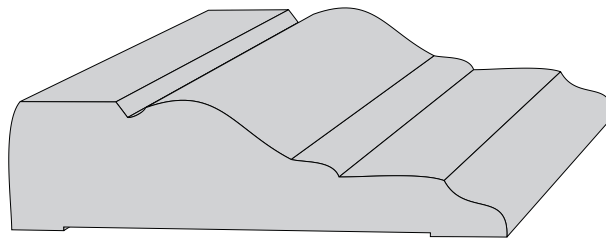


**A96 5/8 x 2 1/2**

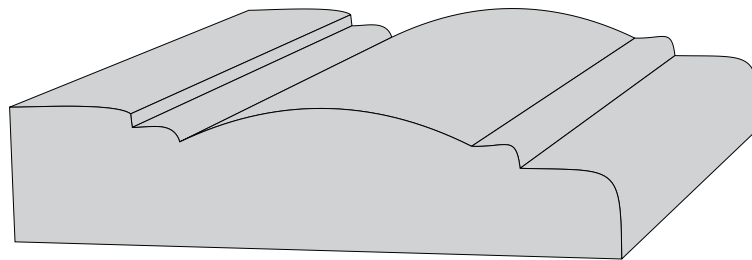
# CASINGS



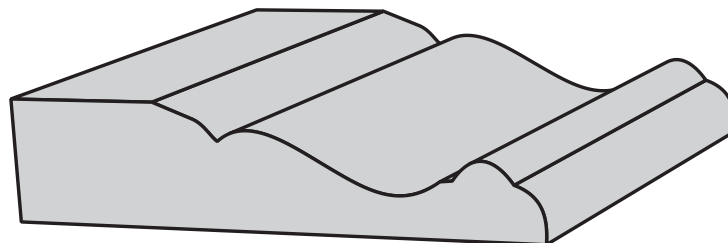
**A103  $11/16 \times 2 \frac{1}{2}$**



**A86  $3/4 \times 2 \frac{5}{8}$**



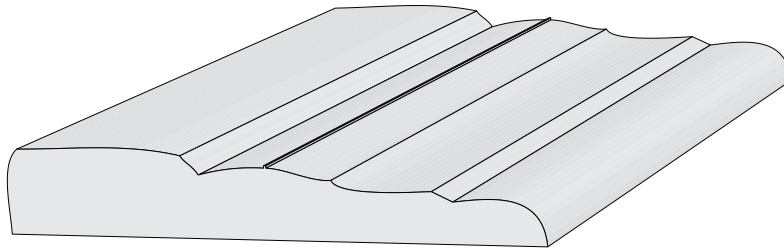
**B119  $3/4 \times 3 \frac{1}{4}$**



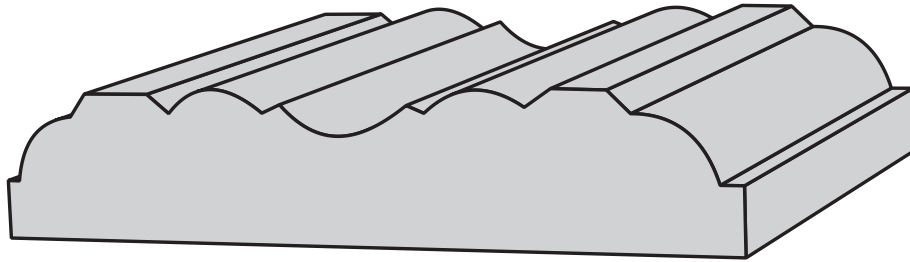
**B118  $11/16 \times 3 \frac{1}{4}$**



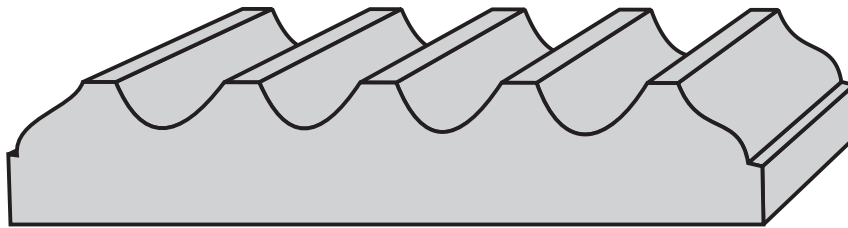
# CASINGS



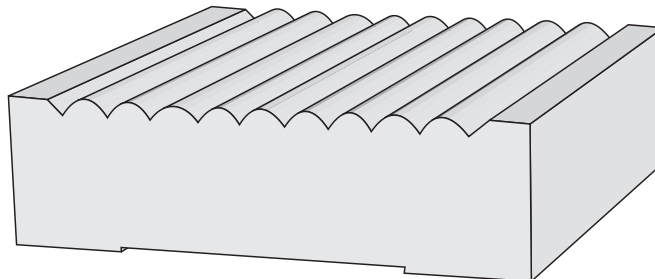
**B44 1/2 x 3**



**A100 3/4 x 4 5/8**

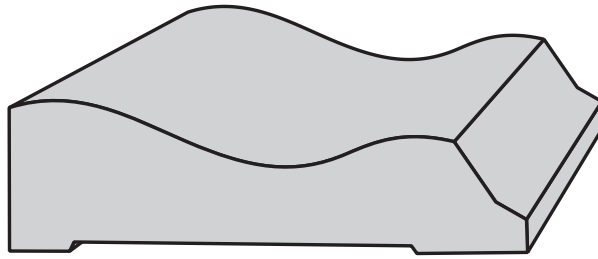


**B38 3/4 x 4**

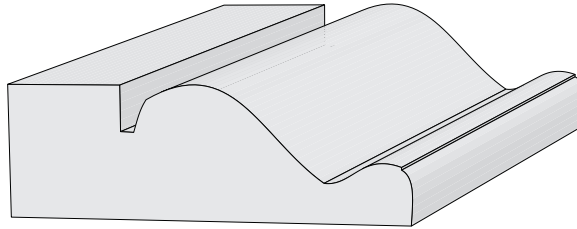


**B7 7/8 x 3**

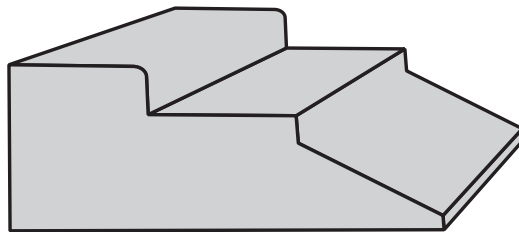
# CASINGS



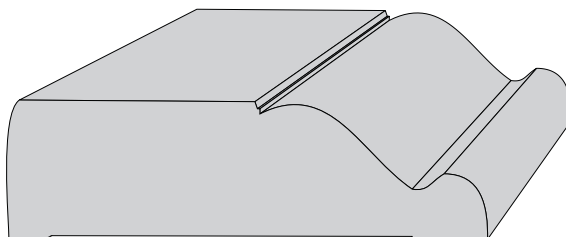
**156 3/4 x 2 3/4**



**B25 3/4 x 2 1/4**

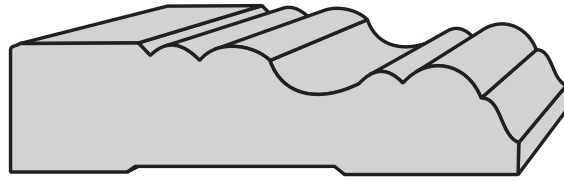


**B113 7/8 x 2 3/8**

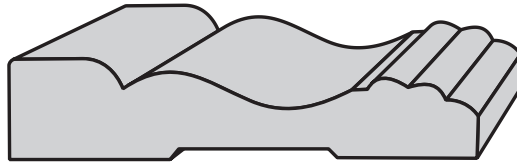


**A88 3/4 x 2 1/2**

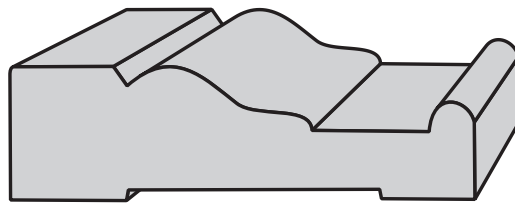
# CASINGS



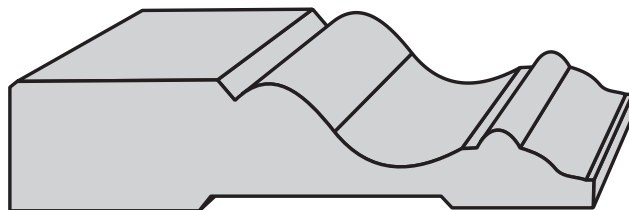
**A99 3/4 x 3**



**A104 5/8 x 2 3/4 Colonial**

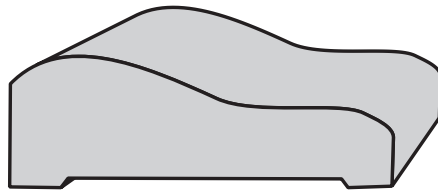


**A92 3/4 x 2 3/4**

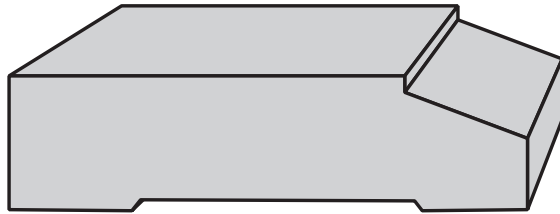


**B208 3/4 x 2 7/8**

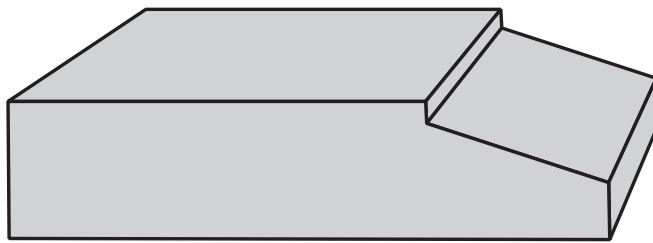
# CASINGS



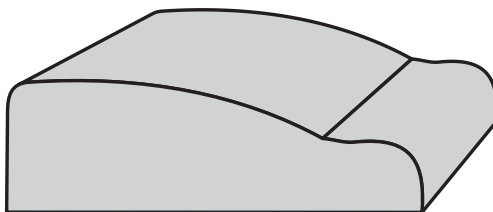
**B50  $3/4 \times 2 \frac{1}{4}$**



**A40  $3/4 \times 3$**

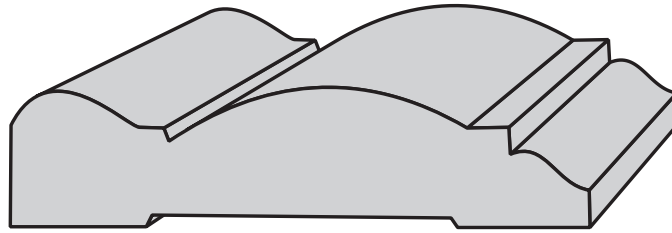


**A41  $3/4 \times 3 \frac{1}{2}$**

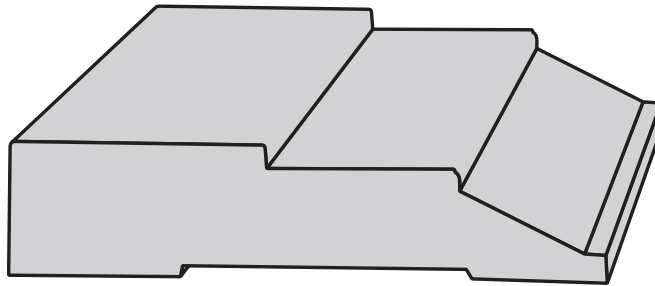


**B155  $3/4 \times 2 \frac{1}{2}$  &  $3/4 \times 2 \frac{1}{4}$**

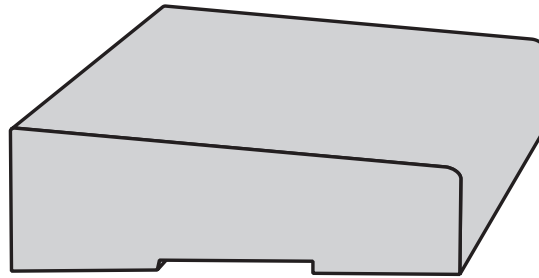
# CASINGS



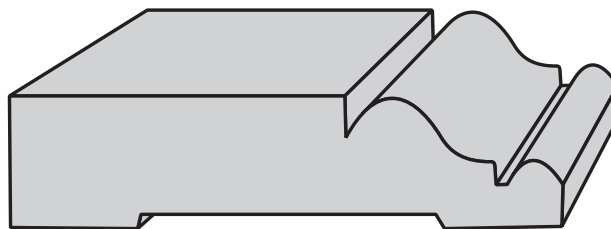
**B209 3/4 x 3 3/8**



**B198 3/4 x 3 1/2**

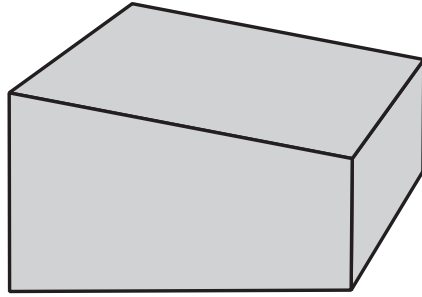


**A72 13/16 x 2 5/8**

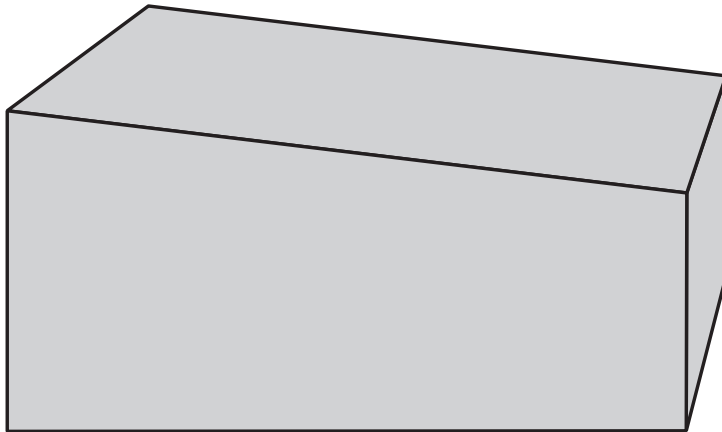


**B219 3/4 x 3 1/4**

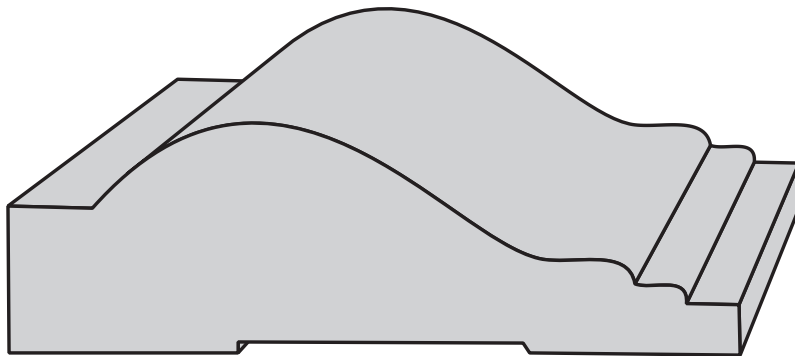
# CASINGS



**B88 1 1/2 x 2**

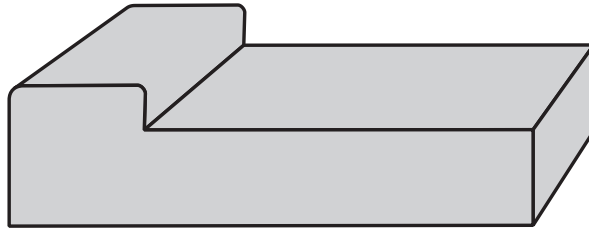


**B87 1 7/8 x 4**



**B168 1 5/16 x 4 1/4**

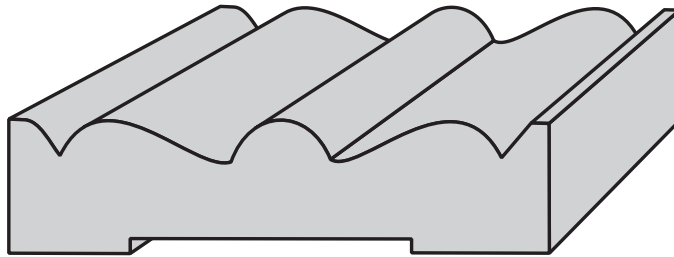
# CASINGS



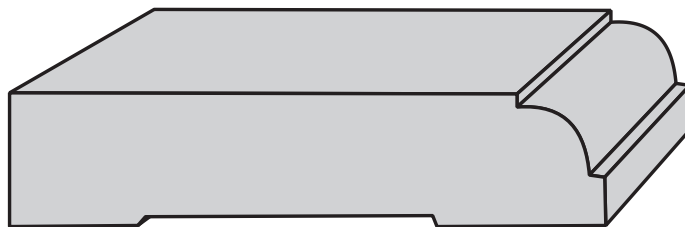
3"



B37 3/4 x 5 3/4

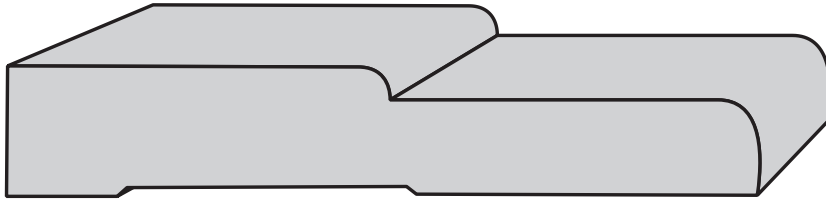


B82 3/4 x 3 1/4

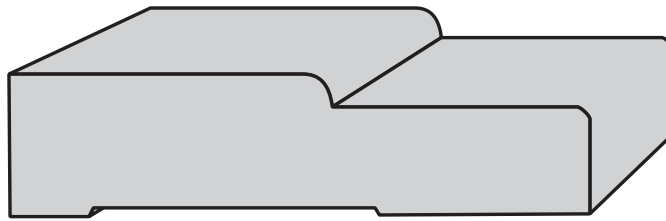


B66C 3/4 x 3 1/2

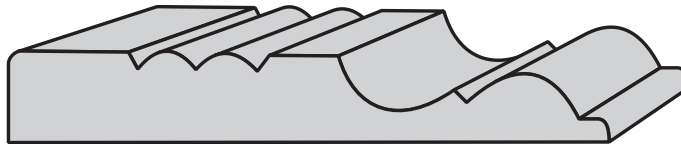
# CASINGS



**B224A  $3/4$  x  $4 3/8$**



**B224B  $13/16$  x  $3 1/2$**



**A80-B  $1/2$  x  $3 1/2$**

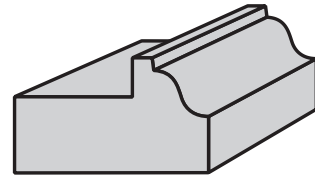
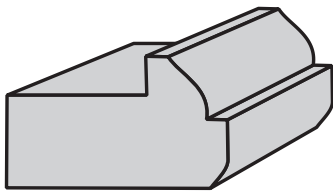




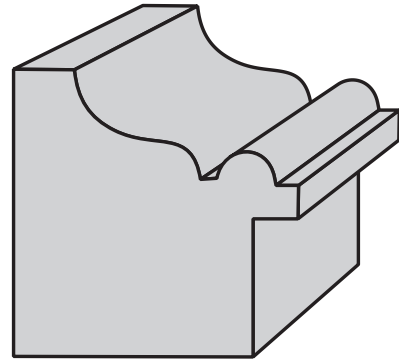
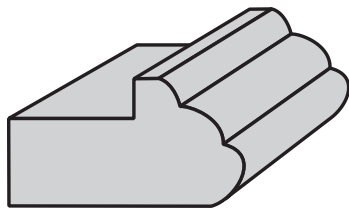
Monday - Friday 7:30 a.m. - 4:30 p.m.

- CUSTOM PROFILES ARE NOT STOCKED AND REQUIRE UP TO 2 WEEKS TO MANUFACTURE.
- ALL OUT OF TOWN CUSTOMERS, WE WOULD APPRECIATE NOTICE BEFORE PICK UP. G.S.T. AND P.S.T. ARE EXTRA.
- VARIANCES IN SHADE AND GRAIN ARE PART OF THE BEAUTY OF GENUINE WOOD AND ARE TO BE EXPECTED IN A NATURAL SUBSTANCE.

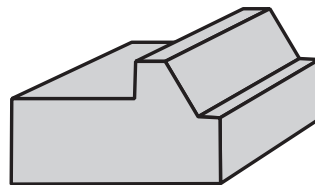
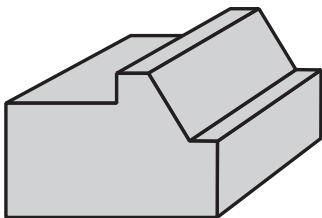
# BACKBANDS



**05 3/4 x 1 1/4** **B45 1 x 1 1/2**

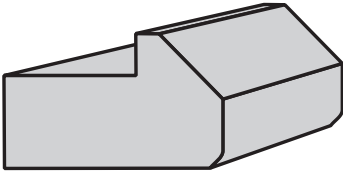


**B122 3/4 x 1 3/8** **B217 1 5/8 x 1 5/8**

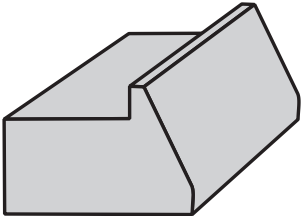


**B221 7/8 x 1 1/4** **B197 3/48 x 1 5/16**

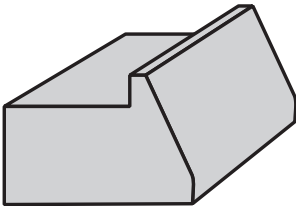
# BACKBANDS



**B64 3/4 x 1 1/4**



**B199B 3/4 x 1**



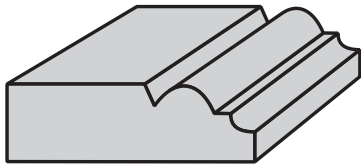
**B199A 9/16 x 1 1/8**



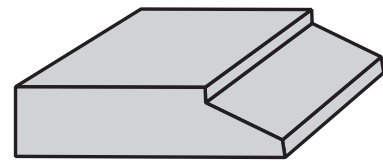
Monday - Friday 7:30 a.m. - 4:30 p.m.

- CUSTOM PROFILES ARE NOT STOCKED AND REQUIRE UP TO 2 WEEKS TO MANUFACTURE.
- ALL OUT OF TOWN CUSTOMERS, WE WOULD APPRECIATE NOTICE BEFORE PICK UP. G.S.T. AND P.S.T. ARE EXTRA.
- VARIANCES IN SHADE AND GRAIN ARE PART OF THE BEAUTY OF GENUINE WOOD AND ARE TO BE EXPECTED IN A NATURAL SUBSTANCE.

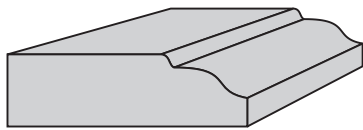
## DOORSTOPS



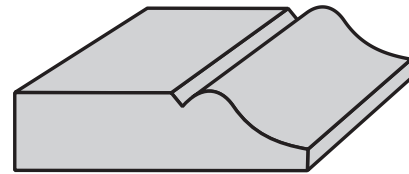
**B125 7/16 x 1 1/2**



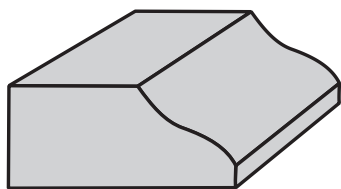
**B199 7/16 x 1 5/8**






**11 3/8 x 1 1/4**



**B220 7/16 x 1 3/4**



**B201 1/2 x 5/16**

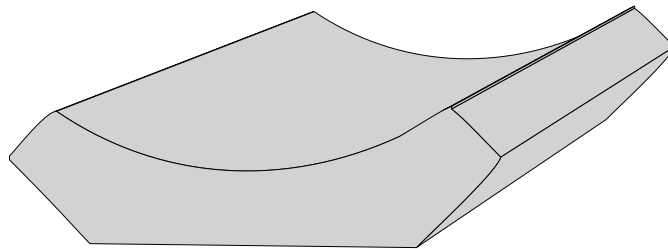




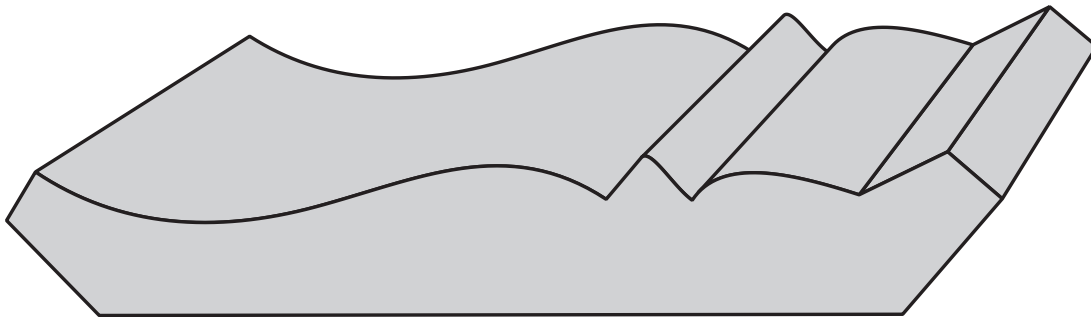
Monday - Friday 7:30 a.m. - 4:30 p.m.

- CUSTOM PROFILES ARE NOT STOCKED AND REQUIRE UP TO 2 WEEKS TO MANUFACTURE.
- ALL OUT OF TOWN CUSTOMERS, WE WOULD APPRECIATE NOTICE BEFORE PICK UP. G.S.T. AND P.S.T. ARE EXTRA.
- VARIANCES IN SHADE AND GRAIN ARE PART OF THE BEAUTY OF GENUINE WOOD AND ARE TO BE EXPECTED IN A NATURAL SUBSTANCE.

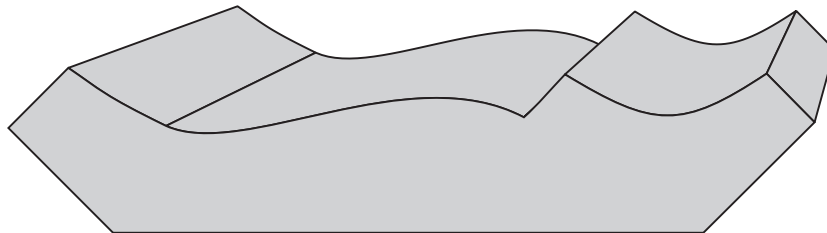
## CROWN MOULDINGS



**#B14 13/16 x 2 11/16**

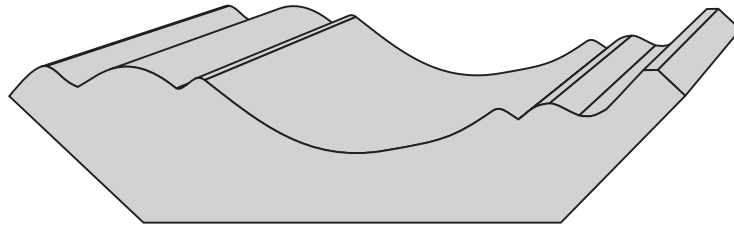


**A62 13/16 x 5 1/2**

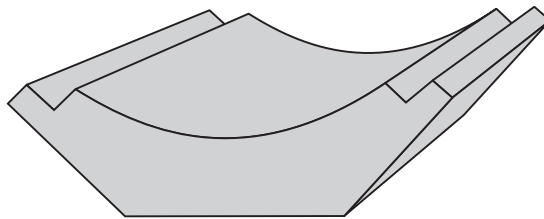


**15 3/4 x 4 1/4**

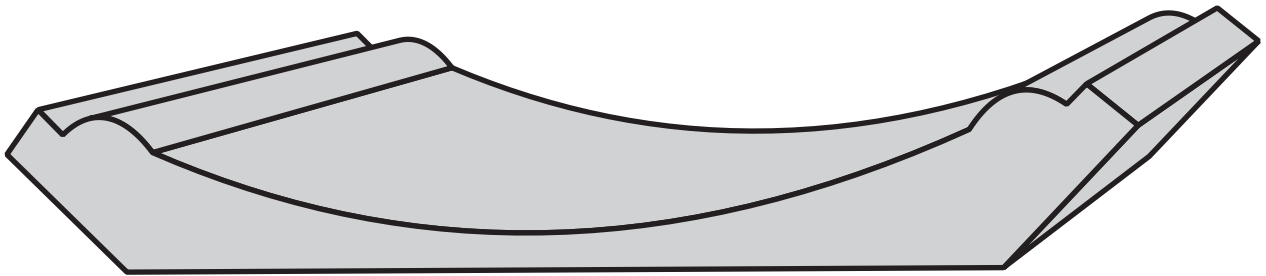
# CROWN MOULDINGS



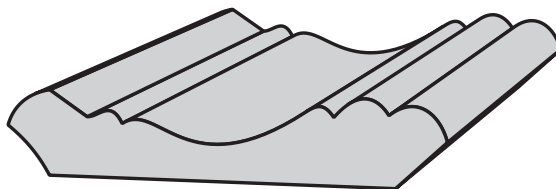
**#17 COVE MOULD 3/4 x 3 1/2**



**#55 COVE MOULD 3/4 x 2 1/4**

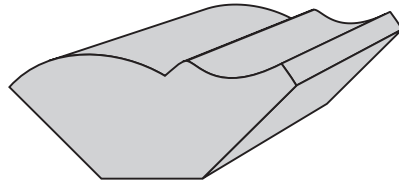


**#B49 7/8 x 6**

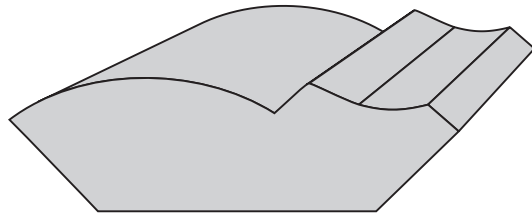


**#78 1/2 x 2 3/8**

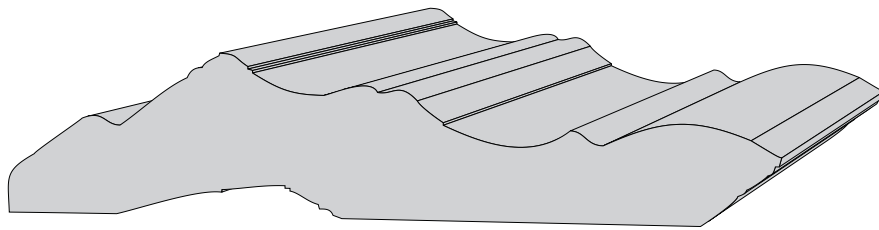
# CROWN MOULDINGS



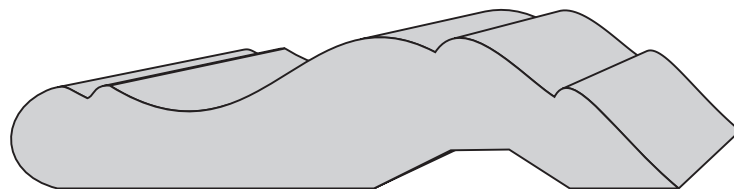
**#12 Crown Mould  $3/4 \times 1 \ 1/2$**



**#13 Crown Mould  $3/4 \times 2 \ 1/2$**

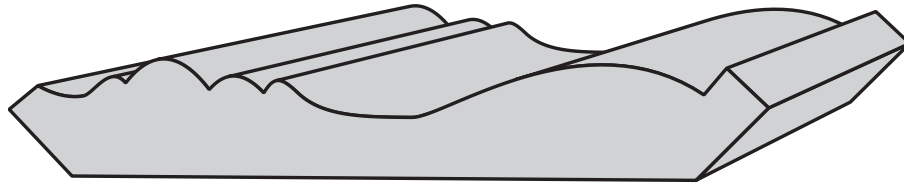


**#A25 Euro Crown  $7/8 \times 4 \ 1/8$**

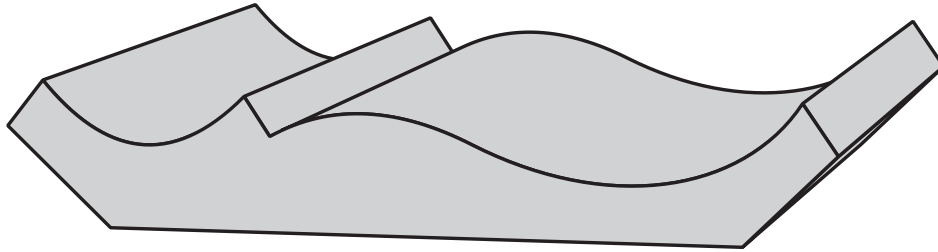


**#14 Euro Crown  $3/4 \times 3 \ 1/2$**

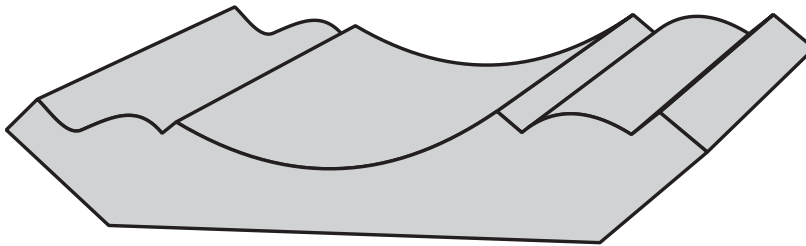
# CROWN MOULDINGS



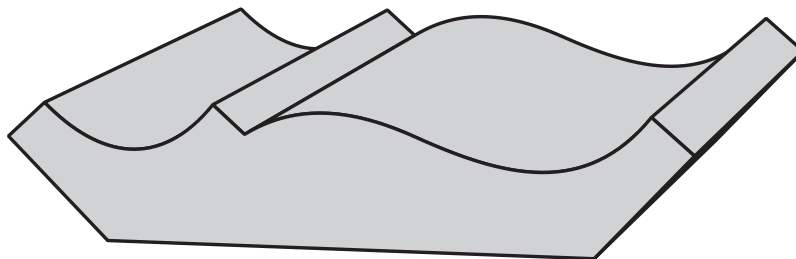
**A76**  $3/4$  x  $5\ 1/4$



**B16**  $3/4$  x  $5\ 1/4$



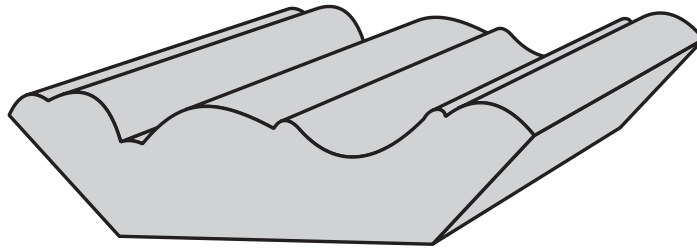
**A118**  $3/4$  x  $4\ 1/4$



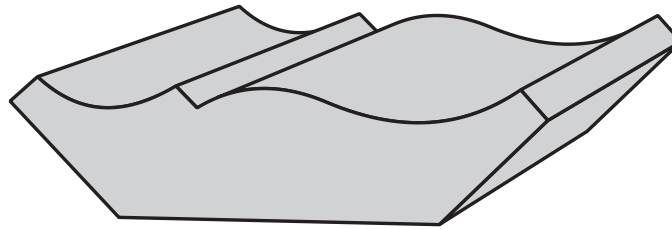
**15CC**  $13/16$  x  $4\ 3/16$



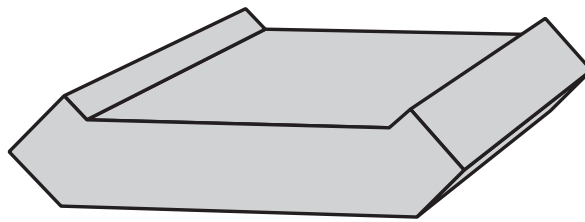
# CROWN MOULDINGS



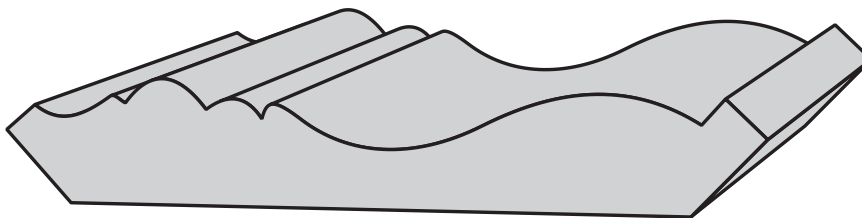
**A112 3/4 x 3 1/4**



**A47 3/4 x 3 1/4**

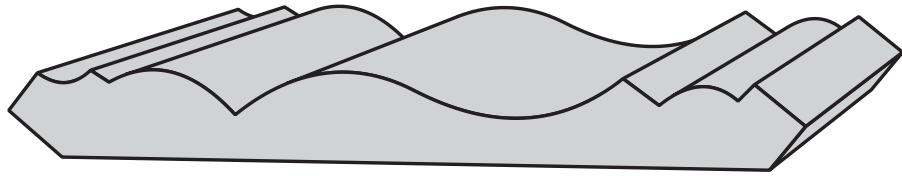


**B183 5/8 x 2 3/4**

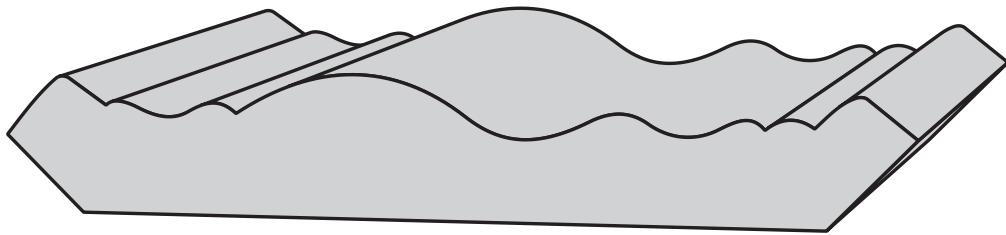


**A76 3/4 x 5 1/4**

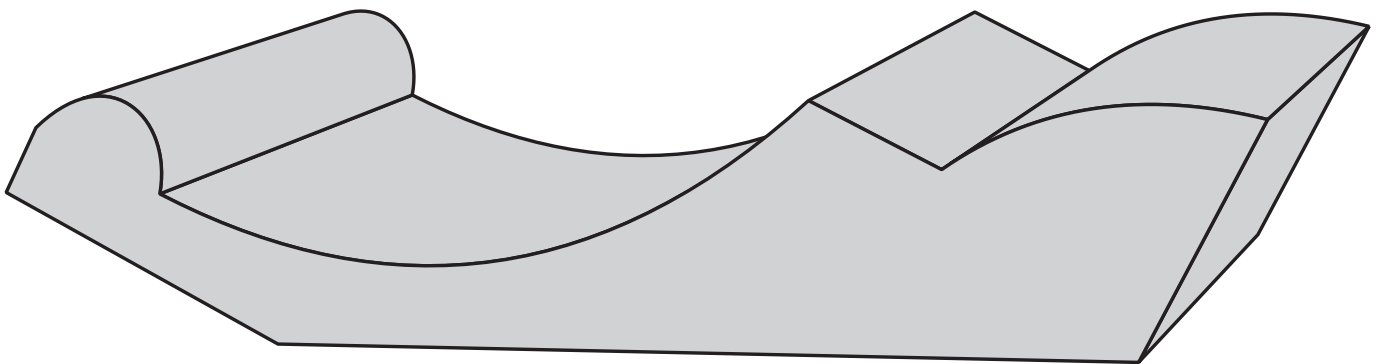
# CROWN MOULDINGS



**B194  $\frac{3}{4}$  x 7**

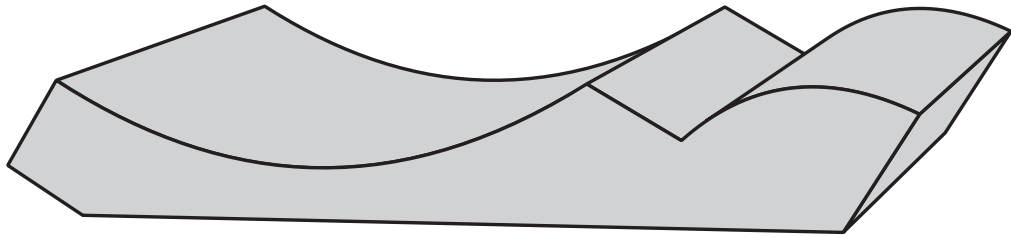


**B172  $\frac{13}{16}$  x  $5 \frac{1}{2}$**

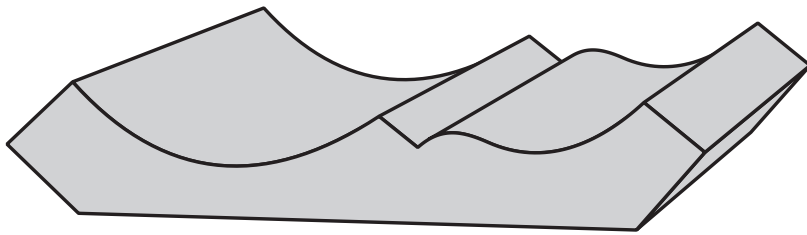


**A120  $1 \frac{5}{8}$  x  $8 \frac{1}{4}$**

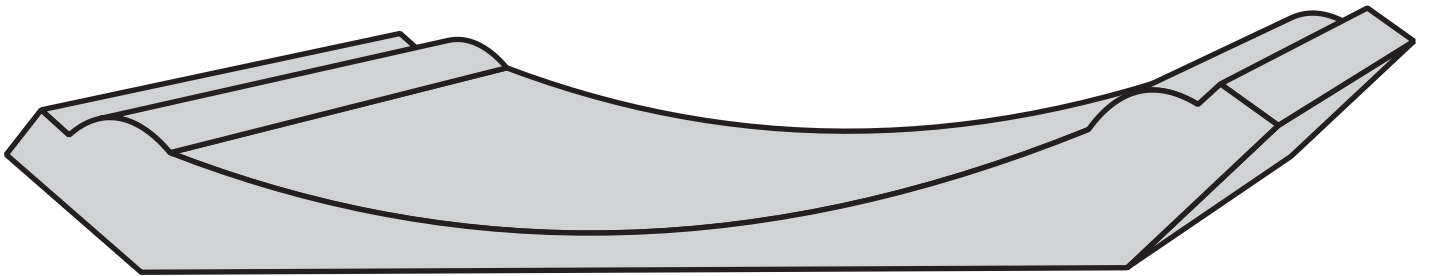
# CROWN MOULDINGS






**A121 1 x 6 7/16**



**B228 1 1/16 x 4 3/16**



**B43 1 1/8 x 8 1/2**

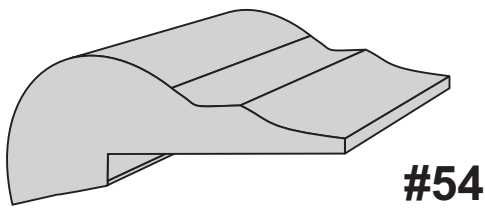




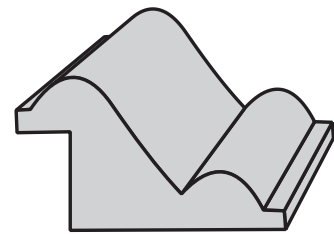
Monday - Friday 7:30 a.m. - 4:30 p.m.

- CUSTOM PROFILES ARE NOT STOCKED AND REQUIRE UP TO 2 WEEKS TO MANUFACTURE.
- ALL OUT OF TOWN CUSTOMERS, WE WOULD APPRECIATE NOTICE BEFORE PICK UP. G.S.T. AND P.S.T. ARE EXTRA.
- VARIANCES IN SHADE AND GRAIN ARE PART OF THE BEAUTY OF GENUINE WOOD AND ARE TO BE EXPECTED IN A NATURAL SUBSTANCE.

## DECORATIVE MOULDINGS



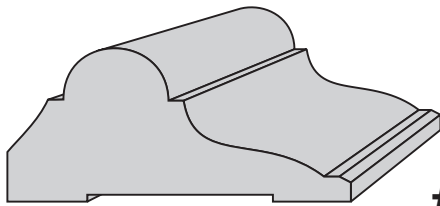
**#54**



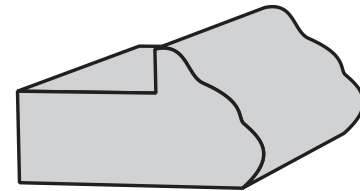
**A48**

**Cove Mould 3/4 x 1 5/8**

**Panel Mould 13/16 x 1 3/8**



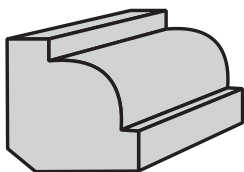
**#19**



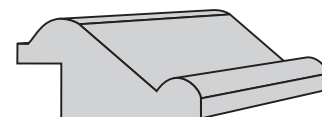
**B122**

**Decorative Mould 3/4 x 1 3/4**

**Backband 3/4 X 1 3/8**



**08**

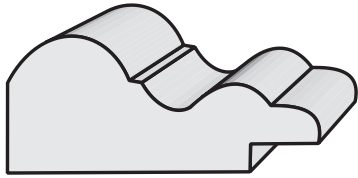


**#57**

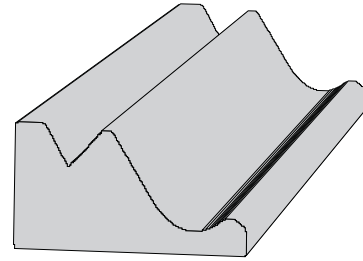
**Roma Quarter Round 3/4 x 3/4**

**Panel Mould 1/2 X 7/8**

# DECORATIVE MOULDINGS



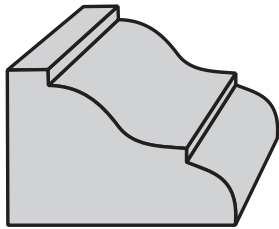
#B93



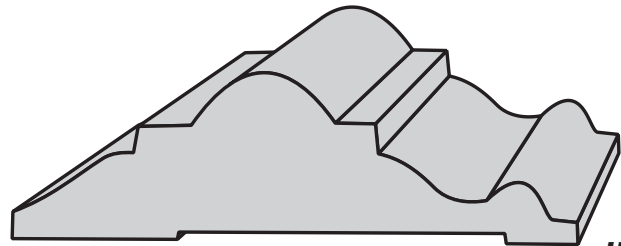
#A10

3/4 x 1 11/16

11/16 x 1 1/4



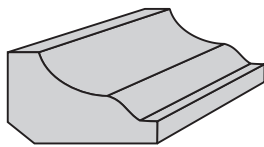
#A59



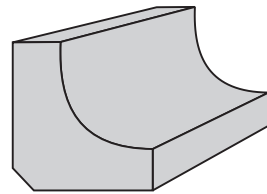
#B1

7/8 x 1 1/4

15/16 x 3

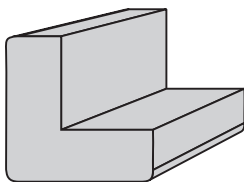


#10

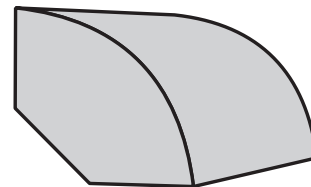


Shingle Mould 1/2 x 3/4

Cove Mould 3/4, 5/8 or 1/2



#18

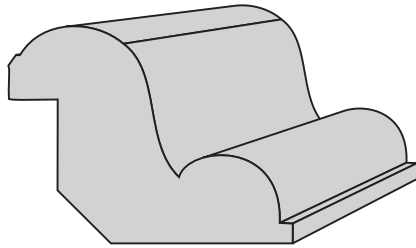


A113

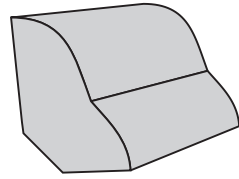
Outside Corner 3/4 x 3/4

Quarter Round 1 x 1

# DECORATIVE MOULDINGS



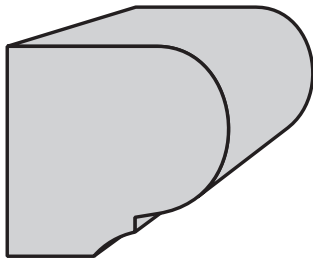
#20



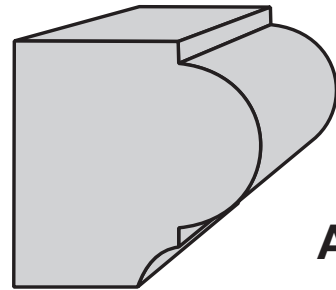
#09

Panel Mould  $3/4$  or  $5/8$  x  $1 \ 5/8$

Base Shoe  $1/2$  x  $15/16$



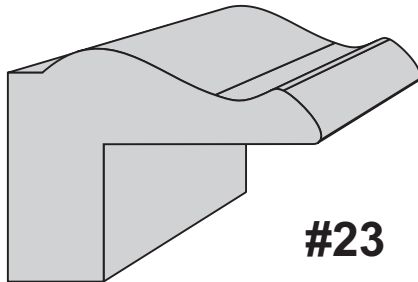
B108



A123

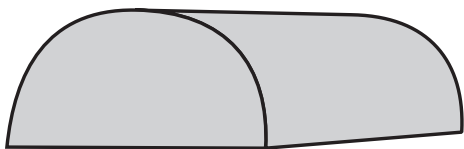
Chair Rail  $1 \ 1/4$  x  $1/4$

Chair Rail  $1 \ 1/2$  x  $1 \ 1/2$

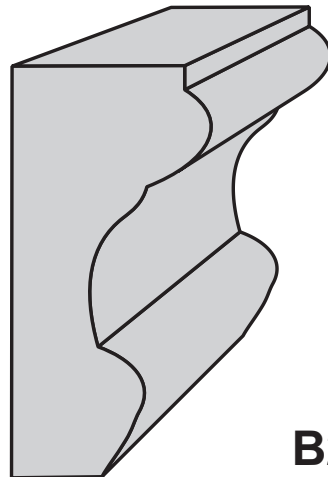


#23

Chair Rail  $1 \ 1/4$  x  $1 \ 5/8$



A51

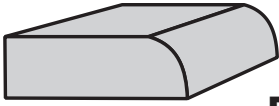


B2

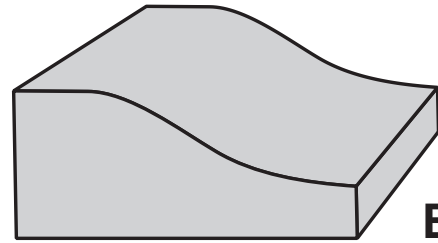
Half Round  $3/4$  x  $1 \ 1/2$

Chair Rail  $1 \ 1/16$  x  $2 \ 5/16$

# DECORATIVE MOULDINGS



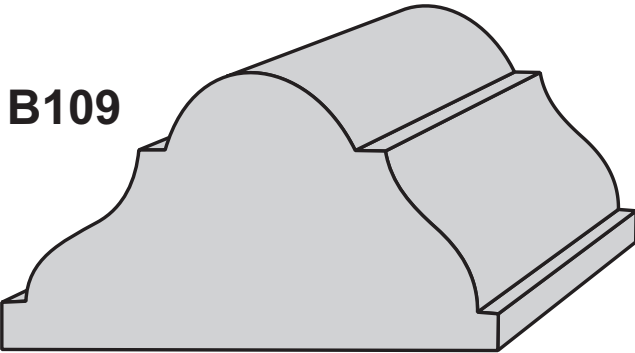
**B164**



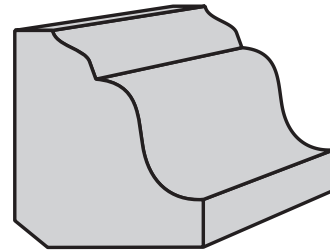
**B214**

$3/8 \times 1 \frac{1}{16}$  Moulding

$13/16 \times 1 \frac{7}{8}$  Moulding



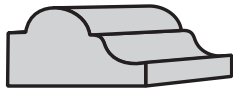
**B109**



**B211**

$1 \frac{5}{8} \times 3$

$1 \frac{1}{4} \times 1 \frac{1}{8}$  Shingle Mould



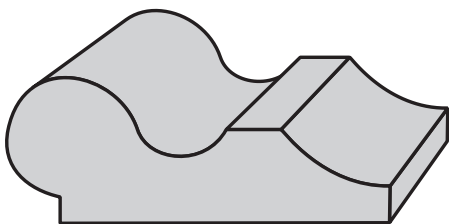
**B182**



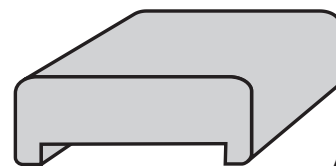
**B182**

$7/16 \times 13/16$

$3/8 \times 1$  Moulding



**B210**



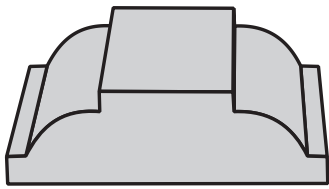
**A37**

$13/16 \times 2 \frac{1}{4}$  Moulding

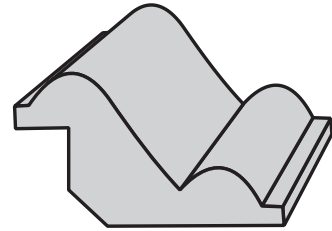
$9/16 \times 1 \frac{3}{8}$  Cap Moulding



# DECORATIVE MOULDINGS



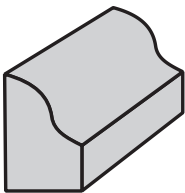
**B165**



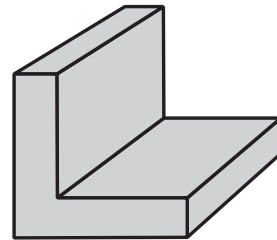
**B156**

**1/2 x 1 7/8**

**13/16 x 1 3/8 Panel Mould**

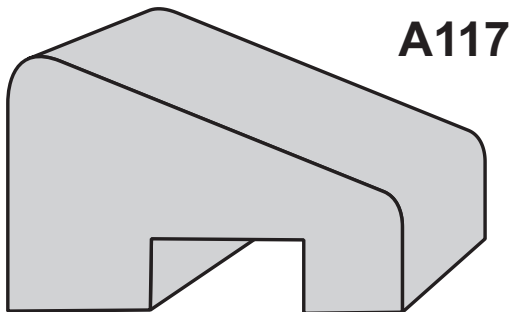


**B200**



**1/2 x 3/4 Base Shoe**


**1 x 1 Outside Corner**




**A117**

**1 1/4 x 2 Nosing**

# DECORATIVE MOULDINGS



**A129 1 3/4 x 3 5/8 Plate Rail**



**B201 1 1/2 x 4 1/4**



Monday - Friday 7:30 a.m. - 4:30 p.m.

- CUSTOM PROFILES ARE NOT STOCKED AND REQUIRE UP TO 2 WEEKS TO MANUFACTURE.
- ALL OUT OF TOWN CUSTOMERS, WE WOULD APPRECIATE NOTICE BEFORE PICK UP. G.S.T. AND P.S.T. ARE EXTRA.
- VARIANCES IN SHADE AND GRAIN ARE PART OF THE BEAUTY OF GENUINE WOOD AND ARE TO BE EXPECTED IN A NATURAL SUBSTANCE.

## BEAD BOARDS



### A61 1/2 x 2 5/8




### B34B 5/8 x 3

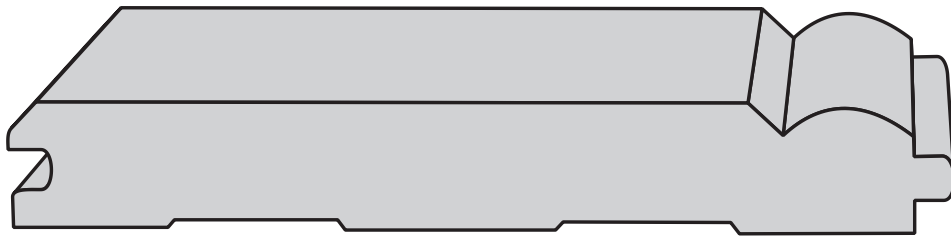


### A56 3/4 x 3 1/2

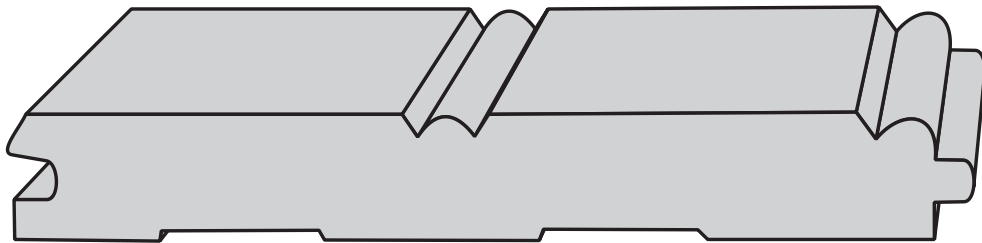
# BEAD BOARDS



**B137 3/4 x Up to 7**



**B191 3/4 x 5 1/4**

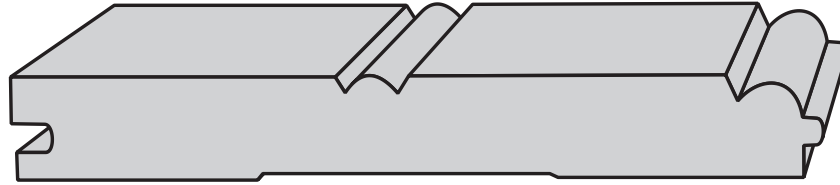


**B216 3/4 x 5 1/2**

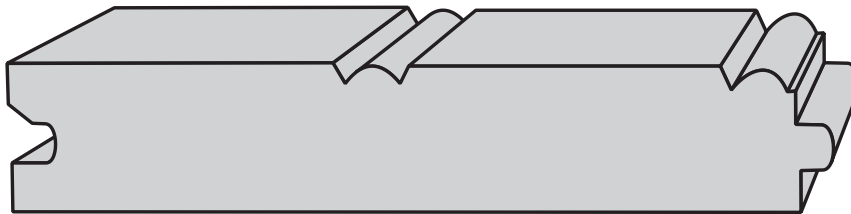


**B90 3/4 x 5 1/2**

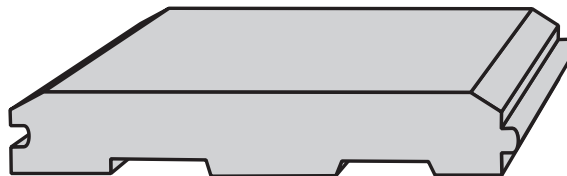
# BEAD BOARDS



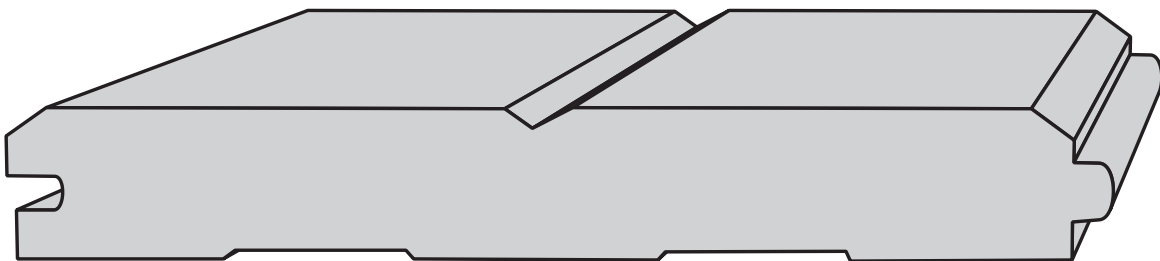
**B34A 5/8 x 4 5/8**





**B34C 7/8 x 4 5/8**



**5/8 Panelling**



**3/4 Double V Panelling**

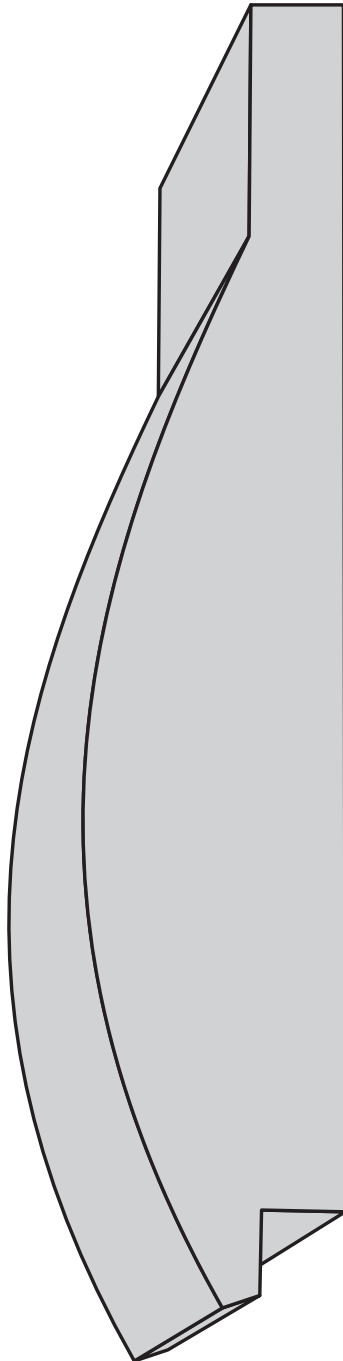




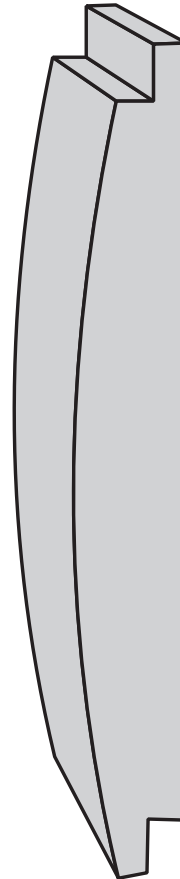
Monday - Friday 7:30 a.m. - 4:30 p.m.

- CUSTOM PROFILES ARE NOT STOCKED AND REQUIRE UP TO 2 WEEKS TO MANUFACTURE.
- ALL OUT OF TOWN CUSTOMERS, WE WOULD APPRECIATE NOTICE BEFORE PICK UP. G.S.T. AND P.S.T. ARE EXTRA.
- VARIANCES IN SHADE AND GRAIN ARE PART OF THE BEAUTY OF GENUINE WOOD AND ARE TO BE EXPECTED IN A NATURAL SUBSTANCE.

## SIDING

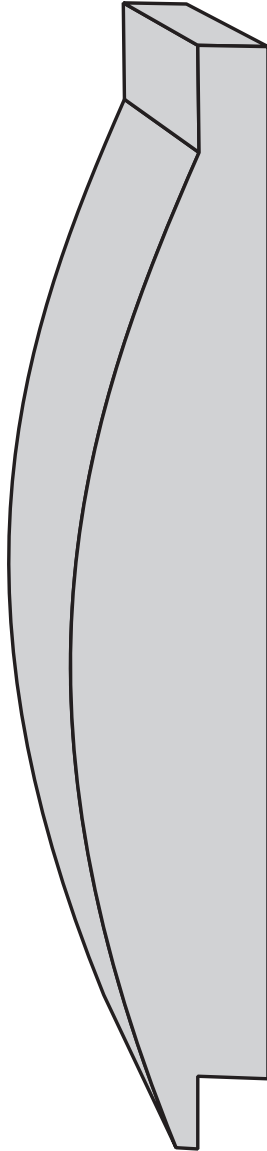


**B83 1 1/8 x 5 1/2**

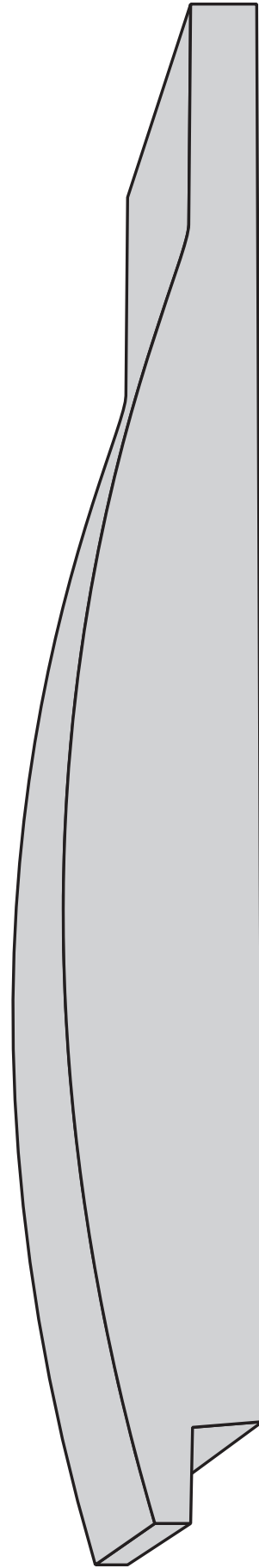


**B135 11/16 x 4 3/4**

# SIDING



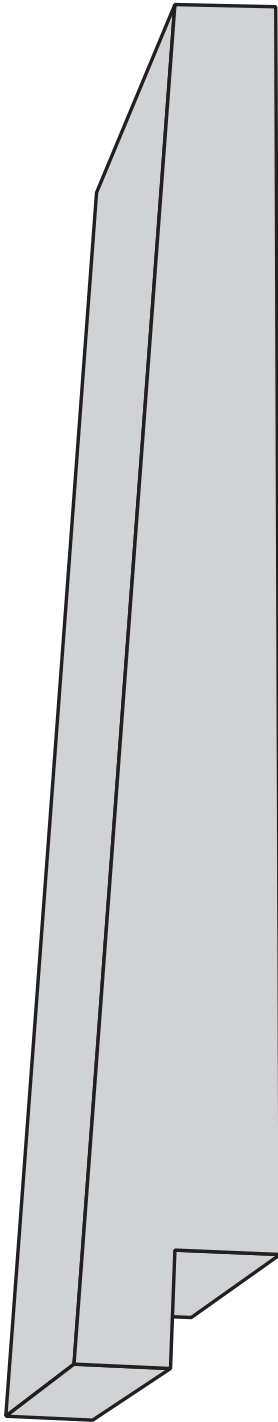
**B173 1 3/8 x 7 3/4**



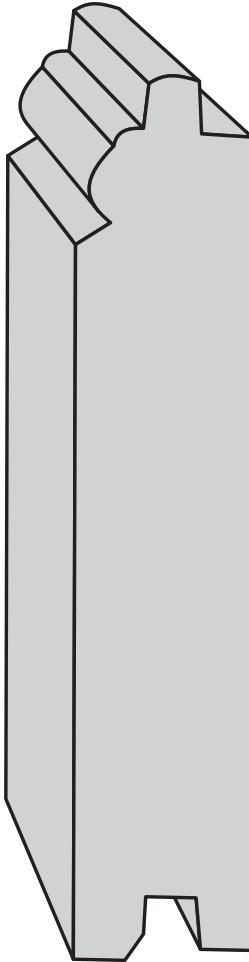
**B166 15/16 x 7 1/2**



# SIDING



**B79 7/8 x 5 3/4**

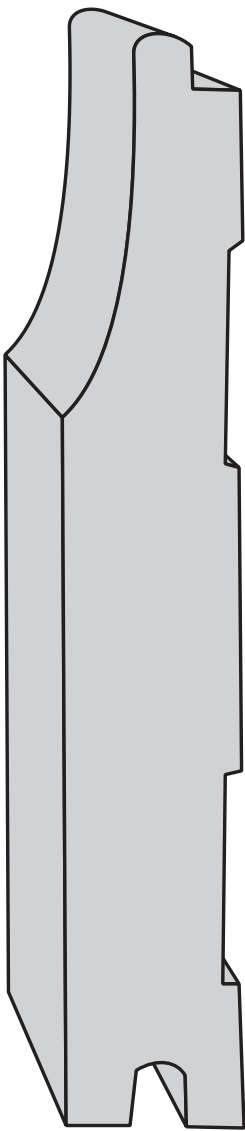


**34**


Bring us a sample of your current siding and we will match it for your addition.

# SIDING

A number of our siding profiles can be used as interior panelling or wainscoting and may be installed horizontally or vertically.

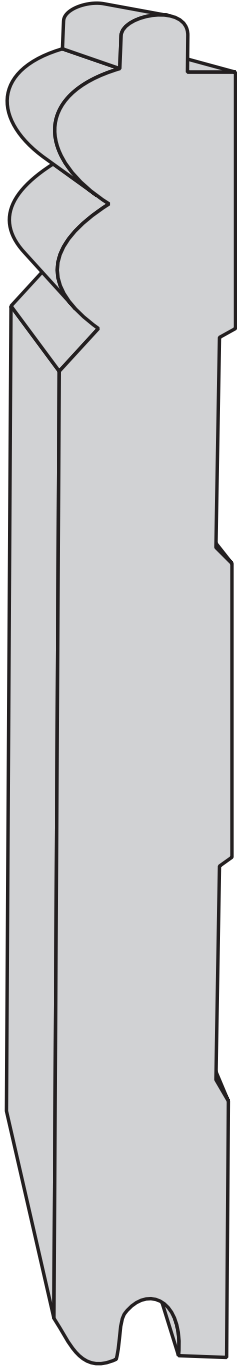


**B85 3/4 x 4 5/8**

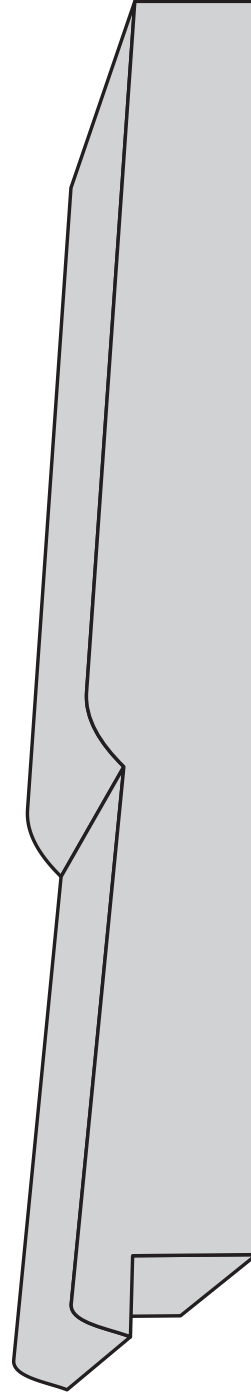


**B36 3/4 x 4 5/8**

# SIDING




**B223 3/4 x Up to 5 1/2 Double Bead Board**

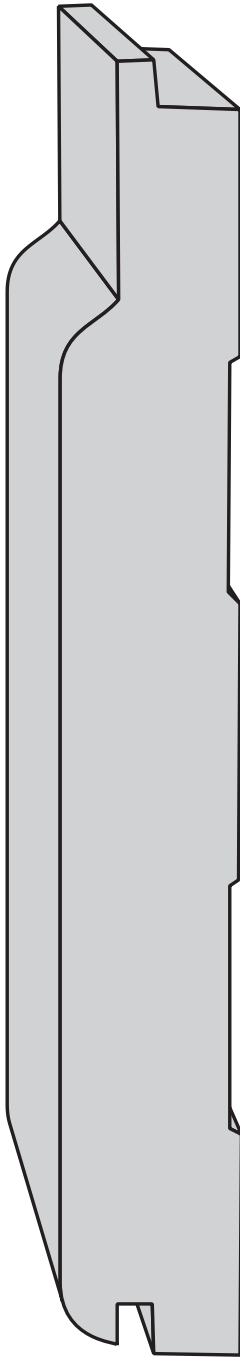


**B74 3/4 x 5 5/8**

# SIDING

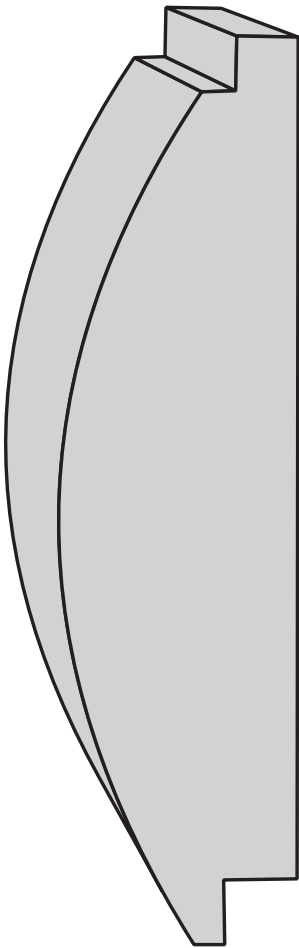


**B33 7/8 x 5 3/4**

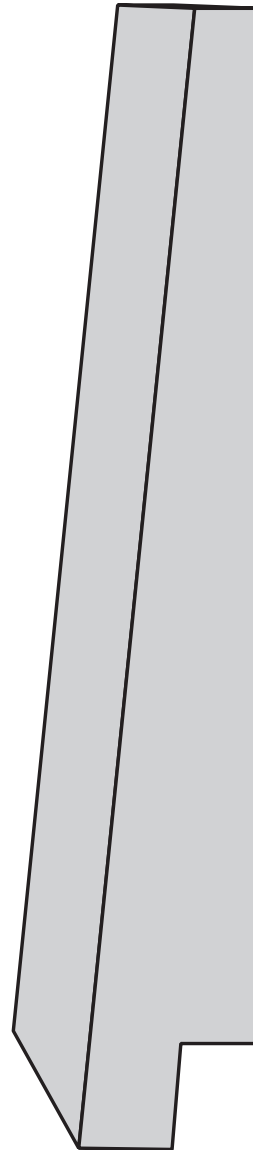


**B73 3/4 x 5 1/4**

# SIDING




**B187 1 3/8 x 5 Log Siding**

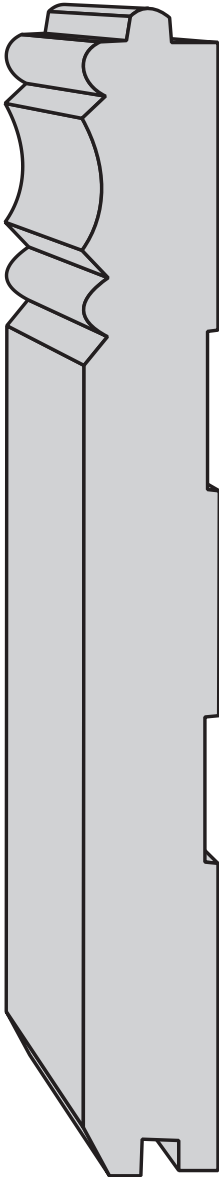


**B204 3/4 x 7 5/8**

# SIDING



**3/4 x 5 1/2 Siding**



**B89 3/4 x 7 Pickwick**

Please call for our current prices

Price subject to change without notice

- WE TRY AND DO CARRY A VERY LARGE AMOUNT OF STOCK, HOWEVER, WE CAN NOT GUARANTEE THAT WE WILL HAVE ALL GOODS AVAILABLE AT ALL TIMES.
- ALL OUT OF TOWN CUSTOMERS, WE WOULD APPRECIATE NOTICE BEFORE PICK UP. G.S.T. AND P.S.T. ARE EXTRA.
- VARIANCES IN SHADE AND GRAIN ARE PART OF THE BEAUTY OF GENUINE WOOD AND ARE TO BE EXPECTED IN A NATURAL SUBSTANCE.

## OTHER AVAILABLE PRODUCTS

### FLOORING

2" to 7" widths random lengths, available in Pine, Paint Grade, Oak, Maple, Ash. Other species available on request. Square edge or "V" Joint.

### KILN DRIED MATERIALS

4/4, 5/4, 6/4, 8/4, random widths and lengths. Species available Pine, Maple, Red Oak, White Oak, Poplar, Ash, Birch, Beech and Cherry. All species may not be available in all thicknesses. Prices subject to market fluctuations.

